

MIH GROUP

Muhammad Ibrahim Haji Building Material Trading



MIH GROUP was established in 1975 in UAE by Muhammad Ibrahim Haji. MIH is a family run business. Mr. Muhammad Ibrahim Haji leads the group with his four sons working as directors. The group has divided its area of operation into four regions, each region is managed by one director.



Mr. Muhammad Iqbal oversees operation Ajman, Sharjah, UQ & Abu Dhabi. He has been responsible for this region since 1992. He is committed to providing everything related to building material in one shelter with the latest technology & ideas to create ease in selling and purchasing of building materials in United Arab Emirates.

Mr. Muhammad Riaz is responsible for Oman region.

Mr. Muhammad Umar is looking after the RAK, Sharjah and Dubai region.

Mr. Muhammad Munir is taking care of Alain and Saudi Arabia.

CORE BUSINESS

Our core business is Building Material Trading. (Aluminium Profiles, Glass Sheets, Solid Wood, MDF Sheets, We have almost every building material. The group has over 20,000 products & over 20 Branches in UAE, Oman Saudi Arabia & in Pakistan. And we're also providing building material services.

PROCUREMENT SOURCES

We procure its material from wide range of companies from different countries, these include, Australia, Bahrain, China, Canada, Taiwan, Korea, Malaysia, Italy Thailand, Turkey, Singapore, Romania, Chile, Italy, Germany, Spain, Finland, Indonesia, India, Pakistan, Burma & GCC countries.

STAFF AND WAREHOUSES

Group has a staff of over 500 employees, located at different branches and over twenty warehouses. MIH has trained staff working in HR, Accounts, Audit, Procurement, Sales, Inventory Control, Transportation and Internal Audit divisions. The company also has a dedicated IT team who take care of company's ERP system, intranet, websites, mobile apps & print media design works. All company related tasks are automated using latest technologies available. The total storage area of warehouse is around 800,000 sq ft, handling stock of over 150 million AED. The warehouse use latest technologies to keep track of inventory and fast on time delivery in the whole United Arab Emirates.

OUR NETWORK



Ajman - Head Office:

Main Building Material Store

Address: New Industrial Area, Ajman

Phone: +971 6 743 9510 / 0784

Email: info@mihhome.com

Website: www.mihhome.com



Abu Dhabi:

Building Material Store

Address: Musaffah 37, Near

1 to 20 Gift Market, Abu Dhabi

Phone: +971 2 555 5216



Umm Al Quwain:

Building Material Store

Address: Industrial Area,

Umm Al Quwain

Phone: +971 6 767 1501



Sharjah - British Kitchen:

Kitchen Showroom

Address: Opposite Cricket Stadium

British Kitchen, Sharjah

Phone: +971 6 535 4044



Ajman - British Kitchen:

Kitchen Showroom & Industry

Address: New Industrial Area,

Near Lucky Round About, Ajman

Phone: +971 6 748 3110



Abu Dhabi - British Kitchen:

Kitchen Showroom

Address: Musaffah 37, Near

1 to 20 Gift Market, Abu Dhabi

Phone: +971 2 643 4558



Ajman - Mohammad Ibrahim Metal Req

Aluminium Accessories Industry

Address: New Industrial Area,

Near Lucky Round About, Ajman

Phone: +971 6 743 9375



Ajman - Gulf Decor Industry

MDF Lamination Plant

Address: New Industrial Area,

Near Factory Mart, Ajman

Phone: +971 6 743 1950



Best Performance Award 2017



Sales Team Ajman



Best Performance Award 2018



Ajman




Ajman Store



Umm Al Quwain



British Kitchen



Team



Abu Dhabi



GDI, Ajman

OUR COMPANIES, BRANDS, & PRODUCTS

We are committed to
providing building materials
& services in one shelter.

www.mihhome.com



British Kitchen Industry L.L.C



Gulf Decor Industries L.L.C



Muhammad Ibrahim Building Metal
Req. Ind. L.L.C



Napco - Aluminium Profiles



Alupco - Aluminium Profiles



GE - Aluminium Profiles



Arexco - Aluminium Profiles



Nalexco - Aluminium Profiles



Teka - Kitchen Appliances



Power Machines & Tools



MDF Sheets & Profiles



Saudi Guardian HD Glasses



Hi Tech Accessories



Locks & Cylinders



Locks & Cylinders



Hinges & Sliders



Kitchen Cabinets & Sliders



Kitchen Cabinets & Sliders



M5 Accessories



System 1000 Accessories



BHD Home & Kitchen Products



Welka



Stanley Security Locks



Lavaal Accessories



SAVE TIME! ORDER ONLINE **or REQUEST A QUOTE FAST & EASY**

Download our mobile App by scanning below QR codes
& be upto date with around 20,000 building material's prices & stock
updates and place your order in few steps.



Scan QR Code to Download Our Mobile App


Our Products

MIH - Mohammed Ibrahim Haji GROUP deals in wide range of building materials, and offer most competitive Prices, Maintain Quality, On time delivery and Introduce new products. Now save your time, buy building materials online and get delivered anywhere in the whole United Arab Emirates.

Aluminium Profiles

Pages: 1 to 65

We have more than 350 different types of aluminium profiles from Sliding, Hinges, Thermal Breaks, Curtain Wall, Balcony, Staircase, Amplimesh, Angle Tube Series kitchen's related aluminium profiles and more.



Aluminium Accessories

Pages: 82 to 99

We cover all types of aluminium accessories & fittings from hinges, door handles, locks, sliding rollers, hooks, door closers and many more aluminium accessories in different colours and sizes.

Wood Accessories

Pages: 144 to 155

We have almost all wood's related hardware accessories from door handles, zoomer, stopper, closers, hinges, angles, glues & silicones and much more..





Door Locks & Cylinders


Pages: 94 to 97

We have a huge range of locks and cylinders of world's top brands, From M5, Domus, Hi-Tech, Iseo, Welka, Icsa, Briton to Stanley.

Glass Sheets

Pages: 69, 70

We have a huge range of glass sheets from reflected, mirror, HD, wire, clear, ramly, tinted, designed to crystal clear & colour painted glasses.



Glass & Glass Door Accessories

Pages: 71 to 80

Spring machines, spider & shower fittings, Glass door patch fittings, tapes, silicones, glass suction lifters, glass cutters and double glazing products.

Solid Wood

Pages: 142, 143

We always stay on top of the list when it comes to Solid Wood. We have World's top solid wood available Romanian, Red Meranti, Red Oak, Ash Wood, Iroko Teak, & Beechwood at good prices with fast delivery in the whole UAE.





MDF Sheets

Pages: 102 to 117 and 124, 126 to 129, 132, 133

We have almost all types of MDF Sheets from Plain, Moisture resistant, Fire Rated MDF sheets, Melamine MDF sheets, laminated MDF sheets, paper overlay MDF sheets, veneered MDF sheets and more..

Ply Wood & Block Boards

Page: 135

Plywood ideal for applications in residential and light-duty construction and is made from thin sheets of veneer that have been peeled from debarked wood & we also have Block Boards which is similar to plywood but, in this type of board, the center layer or core is made from strips of softwood.



Door Skins & Door Core

Pages: 130, 131, 134

We have various door skin designs & door core sheets to allow you to design your door as per your choice.

Gypsum Boards & False-ceiling

Pages: 136, 137

We provide complete Gypsum Boards & False-ceiling solutions with parts to fulfill your various design needs.





Hand Tools

Pages: 214, 215, 216

We have a huge range of hand tools from Glass cutters, glass lifters, round cutters, silicone guns, hammers, screw drivers, wrenches and many more.

Power Tools

Pages: 208 to 213

We have top quality power tools and machines to suit your requirements. We Select Makita, Kraft and other world's top brands only.



Kitchen Cabinets & Appliances

Pages: 156 to 175 and 180 to 193

We want you to have a real home where you can enjoy great moments. We provide quality Kitchen Cabinet products & Appliances from Hobs, Ovens, Hoods, Dish Washers, Washing Machines, Refrigerator etc.

Shower Cabins

Pages: 202, 203

We have different sizes & designs of shower cabins and we are also providing custom size glass shower cabins to fulfil your requirements.





Flooring

Pages: 196 to 199

Add luxury feelings to your living places. We provide you a perfect collection of engineering, laminated & water proof SPC flooring at good prices.

WPC - Decking Pergola, & Gazebo

Pages: 200, 201

We have WPC deck flooring, outdoor pergola and gazebo in teak and brown color for making your landscape beautiful at minimum price.



Wallpapers

Pages: 206, 207

We have most eminent wallpaper designs for any wall of bedrooms, kitchen, bathrooms, shops, and offices. Our large collection of wallpapers allow you to decorate your walls as per your imagination.

3D Wall Panels

Pages: 204, 205

Buy 3D wall panels from MIH at very good prices to decorate your commercial areas, home, events, public facilities, shops etc..



Full Index

ALUMINIUM PROFILES

	Page
10cm Sliding Series inside Fly Screens	001
10cm Box Type Sliding Single & Double Glazing	003
8cm & 5.5cm Sliding Series	006
10.5cm Sliding Series	008
10.5 / 4.5cm Hinge Series	010
4.2 Hinge Series	013
Amplimesh Frame & Swing Door Profiles	019
Balcony & Staircase Profiles	021
Thermal Break 10.5 & 12cm Sliding Series GE	027
5.5cm / 10.5 Thermal Break Hinge Series	029
60mm Thermal Break Hinge Series GE	032
Curtain Wall Series	035
Showcase & Furniture Profiles	041
Kitchen Carcass & Shutter Profiles	043
Sliding Wardrobe Profiles	052
Wing Line / Folding Cabinet Doors System	053
Sliding Doors System	054
Sliding System for Furniture	055
Amplimesh Grill & Claustra	056
Aluminium Partition Section	057
Aluminium Angles, and T & U Channels	061
Aluminium Round, Square & Flat Bars	062
Aluminium Tubes	063
Aluminium Sheets	066

GLASS PRODUCTS

	Page
Glass Sheets	067
Glass Shower Cabins	203
Double Glazing Products	071
Silicones & Glue	072
Glass Cutters, Lifters & Tapes	073
Spider Fittings	074
Spring Machines	075
Patch Fittings for Glass Door	076
Shower Fittings	077

NEW ARRIVAL

	Page
Flooring - Engineering, Laminated & SPC	198
WPC Decking & Pergola	201
Glass Shower Cabins	203
Wallpapers & 3D Wall Panels	205

ALUMINIUM ACCESSORIES

	Page
Aluminium Hinges	079
Hinged Door Handles	080
Hinged Window Handles	081
Aluminium & Glass Door Handles	091
Locks & Cylinders	093
Sliding Window Locks	082
Bearings / Sliding Rollers & Door Closers	087
Brushes & Fly Screens	097

WOOD PRODUCTS

	Page
Solid Wood	139
Melamine Faced MDF Sheets	104
Laminated High Gloss MDF Sheets	113
PVC & Melamine Edge Banding Rolls	122
Plain Moisture Resistant & Fire Rated MDF Sheets	100
Veneered MDF Sheets	125
Veneered Ply Wood	126
Paper Overlay MDF Sheets	127
Door Skins	131
Door Core Tubular & Chipboards	133
Ply Wood & Block Boards	134
Gypsum & Aluminium False Ceiling	135
Gypsum, Cement, & Silicone Boards	137
Door Handles	143
Drawer Handles	149
Hardware Accessories	145
Silicones & Glue	151
Screws & Nails	153

KITCHEN PRODUCTS

	Page
Kitchen Appliances	187
Kitchen Sinks & Mixers	181
Kitchen Cabinet Hinges	157
Kitchen Drawer Sliders & Cabinet Baskets	163
HPL Sheets & Shutters	171
Plastic Conners	174
LED Lights & Electric Items	177
Solid Surface for Countertops	179

MORE

	Page
Power Machines & Tools	209
Hand Tools	215
Composite Panels	219
Acrylic Sheets & Sign Board Material	221

Our Services

MIH - Mohammed Ibrahim Haji GROUP deals in wide range of building materials, and offer most competitive Prices, Maintain Quality, On time delivery and Introduce new products. Now save your time, buy building materials online and get delivered anywhere in the whole United Arab Emirates.

Hot Melamine Pressing

Page: 100

Get Hot Melamine Pressing done by us, We have more than 100 melamine paper designs which allow you to select your favourite one. We apply melamine paper on any type of MDF sheets, Plain, Moisture Resistant or Fire Rated. We apply melamine paper on one side or both sides of MDF Sheets as per your requirement.



Feely 3D Impression Pressing

Page: 101

Feel real wood 3D impression while touching your MDF sheets. We have 5 different feely impressions Mosaic, Texture, Ash, Fabric Grain & Wood Grain to add beauty on your MDF sheets.

Optimized MDF Cutting

Page: 118, 119

We provide accurate optimized MDF sheets cutting services which reduce wastage and save your material.





Edge Banding


Page: 118, 119

We perfectly apply PVC high gloss & matte edge banding of different thicknesses on any MDF sheets. We also have more than 100 of designs of edge banding to apply as per your choice.

CNC Works

Page: 118, 119

We have skilful professionals who closely interact with the clients and provide the best possible CNC Work services like slot board making, cabinet making and custom design work on any MDF sheets.



Glass Cutting


Page: 71

We are professional in glass cutting of different shapes and thicknesses, We are also expert in glass beveling, polishing, tempering, & notching in professional way.

Double Glazing

Page: 72

The team here at MIH have extensive experience in double glazing.





British Kitchen Services

Pages: 156, 157

Let's create your dream together,
Whether you want a modern kitchen design featuring matte appliances or a farmhouse look with wood finishes, we have a range of options to suit your style and budget. Before you start your project, get inspired by seeing on a computer.

Aluminium & Glass Partition

Page: 57

We can install many different types of partitions by using wood, glass & aluminium profiles and we are highly committed to provide a supreme quality partition service to our clients.



Flooring Installation

Pages: 196 to 199

Whether it's your home, shop or your office, a flooring project isn't complete until the floor is installed and ready to go. We not only offer an extensive selection of high-quality flooring, but also provide professional flooring installation service.

Wallpapers & 3D Wall Panels Installation


Pages: 204 to 207

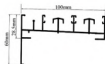
We have professional team for your wallpaper installation on bare or painted walls or over existing wallpaper etc..



ALUMINIUM PROFILES

Around 500 Aluminium Profiles
in Different Finish/Colors.





Frame Bottom 10001

- Length: 640 & 660 cm
- Brands: gulf & other extrusions
- Code: 10001
- Ref: GH11598

Available Colors



Frame Top 10002

- Length: 640 & 660 cm
- Brands: gulf & other extrusions
- Code: 10002
- Ref: GH11597


Available Colors



C Section 10003

- Length: 600 & 660 cm
- Brands: gulf & other extrusions
- Code: 10003
- Ref: GH12032L


Available Colors



Shutter Bottom 10004

- Length: 600 & 660 cm
- Brands: gulf & other extrusions
- Code: 10004
- Ref: GH12390L


Available Colors



Inter Lock 10005

- Length: 600 & 660 cm
- Brands: gulf & other extrusions
- Code: 10005
- Ref: GH12033L


Available Colors



Shutter Top 10006

- Length: 600 & 660 cm
- Brands: gulf & other extrusions
- Code: 10006
- Ref: GH09041L

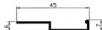
Available Colors



10cm Sliding Series inside Fly Screen




page
002



Fly Screen 10007

- Length: 600 & 660 cm
- Brands: gulf & other extrusions
- Code: 10007
- Ref: GH12204A


Available Colors



Fly Screen Handle Bar 04271

- Length: 640 & 660 cm
- Brands: gulf & other extrusions
- Code: 04271
- Ref: GH09366

Available Colors



Slide Top Fix 10008

- Length: 600 & 660 cm
- Brands: gulf & other extrusions
- Code: 10008
- Ref: GH11263


Available Colors

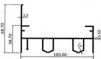
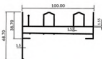


U Section for 10cm Sliding 10014

- Length: 600 & 660 cm
- Brands: gulf & other extrusions
- Code: 10014
- Ref: 09201

Available Colors





Frame Bottom 10101

- Length: 640 & 660 cm
- Brands: gulf & other extrusions
- Code: 30501
- Ref: GH54006

Available Colors



Frame Top 10102

- Length: 640 & 660 cm
- Brands: gulf & other extrusions
- Code: 10102
- Ref: GH14005

Available Colors



C Section 10203

- Length: 600 & 660 cm
- Brands: gulf & other extrusions
- Code: 10203
- Ref: GH12616

Available Colors



Shutter Bottom 10204

- Length: 600 & 660 cm
- Brands: gulf & other extrusions
- Code: 10204
- Ref: GH12669

Available Colors



Inter Lock 10205

- Length: 600 & 660 cm
- Brands: gulf & other extrusions
- Code: 10205
- Ref: GH12617

Available Colors



Shutter Top 10206

- Length: 600 & 660 cm
- Brands: gulf & other extrusions
- Code: 10206
- Ref: GH10010

Available Colors



10cm Box Type Sliding Single Glazing



page
004



Fly Screen 10107

- Length: 600 & 660 cm
- Brands: gulf & other extrusions
- Code: 10107
- Ref: GH12095

Available Colors



Bar-close Double Glaze 10122

- Length: 600 cm
- Brands: gulf & other extrusions
- Code: 10122
- Ref: GH10047

Available Colors



Bar-close for 1010S 10121

- Length: 600 cm
- Brands: gulf & other extrusions
- Code: 10121
- Ref: GH10048

Available Colors



10.5 Clip for C-Section 10515

- Length: 600 cm
- Brands: gulf & other extrusions
- Code: 10515
- Ref: GH10491

Available Colors




60mm

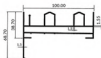
Special T 10110

- Length: 600 cm
- Brands: gulf & other extrusions
- Code: 10110
- Ref: GH13464

Available Colors



10cm Box Type Sliding Double Glazing

page
005

Frame Bottom 10101

- Length: 540 & 560 cm
- Brands: gulf & other extrusions
- Code: 10101
- Ref: GH14006

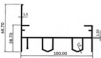
Available Colors



Shutter Bottom 10104

- Length: 600 & 660 cm
- Brands: gulf & other extrusions
- Code: 10104
- Ref: GH14298

Available Colors



Frame Top 10102

- Length: 640 & 660 cm
- Brands: gulf & other extrusions
- Code: 50102
- Ref: GH14005

Available Colors



Inter Lock 10105

- Length: 400 & 660 cm
- Brands: gulf & other extrusions
- Code: 10105
- Ref: GH10105

Available Colors



C Section Double Glaze 10103

- Length: 600 & 660 cm
- Brands: gulf & other extrusions
- Code: 10103
- Ref: GH12321


Available Colors



Shutter Top 10106

- Length: 600 & 660 cm
- Brands: gulf & other extrusions
- Code: 10106
- Ref: GH09931

Available Colors



Fly Screen 10107

- Length: 800 & 860 cm
- Brands: gulf & other extrusions
- Code: 80107
- Ref: GH13095

Available Colors

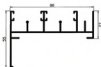


Slide Top Fix Clip 10108

- Length: 600 cm
- Brand: gulf extrusion
- Code: 50508
- Ref: GH11534

Available Colors





Frame Bottom AL08001

- Length: 640 & 660 cm
- Brand: other extrusions
- Code: AL08001
- Ref: GH09679

Available Colors



Frame Top AL08002

- Length: 640 & 660 cm
- Brand: other extrusions
- Code: AL08002
- Ref: GH09678A

Available Colors



C Section 08003

- Length: 600 cm
- Brands: gulf & other extrusions
- Code: 08003
- Ref: GH12365A

Available Colors



Shutter Bottom AL08004

- Length: 600 cm
- Brand: other extrusions
- Code: AL08004
- Ref: GH12367A

Available Colors



Inter Lock AL08005

- Length: 600 cm
- Brand: other extrusions
- Code: AL08005
- Ref: GH12366A

Available Colors



Fly Screen AL08007

- Length: 600 cm
- Brand: other extrusions
- Code: AL08007
- Ref: GH12756

Available Colors





Frame Bottom 05501

- Length: 640 & 660 cm
- Brands: gulf & other extrusions
- Code: 05501
- Ref: GH09306

Available Colors



Frame Top 05502

- Length: 640 & 660 cm
- Brands: gulf & other extrusions
- Code: 05502
- Ref: GH09307

Available Colors



C Section 05503

- Length: 600 cm
- Brands: gulf & other extrusions
- Code: 05503
- Ref: GH12181

Available Colors



Sliding Shutter Bottom 05504

- Length: 600 cm
- Brands: gulf & other extrusions
- Code: 05504
- Ref: GH12750

Available Colors



Inter Lock AL05505

- Length: 600 cm
- Brand: other extrusions
- Code: AL05505
- Ref: GH12182

Available Colors



Fix Fly Screen 05507

- Length: 600 cm
- Brands: gulf & other extrusions
- Code: 05507
- Ref: GH09051

Available Colors





10.5cm Frame Bottom 10501

- Length: 640 & 660 cm
- Brands: gulf & other extrusions
- Code: 10501
- Ref: GH13010

Available Colors



10.5cm Frame Top 10502

- Length: 640 & 660 cm
- Brands: gulf & other extrusions
- Code: 10502
- Ref: GH13009

Available Colors



10.5cm C-Section DG 10503

- Length: 600 & 660 cm
- Brands: gulf & other extrusions
- Code: 10503
- Ref: GH13011

Available Colors



10.5cm Shutter Bottom DG 10504

- Length: 600 & 660 cm
- Brands: gulf & other extrusions
- Code: 10504
- Ref: GH13013

Available Colors



10.5cm Inter Lock DG 10505

- Length: 600 & 660 cm
- Brands: gulf & other extrusions
- Code: 10505
- Ref: GH13012

Available Colors



10.5cm Shutter Top DG 10506

- Length: 600 & 660 cm
- Brands: gulf & other extrusions
- Code: 10506
- Ref: GH10485

Available Colors





Fly Screen 10507

- Length: 600 & 660 cm
- Brands: gulf & other extrusions
- Code: 10507
- Ref: GH12745

Available Colors



Slide to Fix Double Glaze 10508

- Length: 600 & 660 cm
- Brands: gulf & other extrusions
- Code: 10508
- Ref: GH10487

Available Colors



Barclose Double Glaze 04521

- Length: 600 & 660 cm
- Brands: gulf & other extrusions
- Code: 04521
- Ref: GH10464

Available Colors



Barclose Double Glaze 04521 Soft Profile

- Length: 600 cm
- Brands: gulf & other extrusions
- Code: 04521
- Ref: GH10464

Available Colors



Shutter Partition Section 10511 Double Glaze

- Length: 600 cm
- Brands: gulf & other extrusions
- Code: 10511
- Ref: GH13025

Available Colors



U for Partition Sliding 10513

- Length: 600 cm
- Brands: gulf & other extrusions
- Code: 10513
- Ref: GH10969

Available Colors



Sliding H 10514

- Length: 600, 660 cm
- Brands: gulf & other extrusions
- Code: 10514
- Ref: GH10492

Available Colors



U Fix 10512 Double Glaze to Single Glaze

- Length: 600, 660, 660 cm
- Brands: gulf & other extrusions
- Code: 10512
- Ref: GH10486

Available Colors





Small Z 10.5cm 04501

- Length: 600, 640, 660 cm
- Brands: gulf & other extrusions
- Code: 04501
- Ref: GH12986

Available Colors



Small T 10.5cm 04502

- Length: 600, 640, 660 cm
- Brands: gulf & other extrusions
- Code: 04502
- Ref: GH12987

Available Colors



Medium Z 10.5cm 04503

- Length: 600, 640, 660 cm
- Brands: gulf & other extrusions
- Code: 04503
- Ref: GH13126

Available Colors



Medium T 10.5cm 04504

- Length: 600, 640, 660 cm
- Brands: gulf & other extrusions
- Code: 04504
- Ref: GH13005

Available Colors



Medium Door T 04505

- Length: 600, 660 cm
- Brands: gulf & other extrusions
- Code: 04505
- Ref: GH13163

Available Colors



Small Door T 10.5cm 04506

- Length: 600, 640, 660 cm
- Brands: gulf & other extrusions
- Code: 04506
- Ref: GH13789

Available Colors



Fix Frame 4.5cm 04511

- Length: 600, 640, 660 cm
- Brands: gulf & other extrusions
- Code: 04511
- Ref: GH12984

Available Colors



Fix Frame 04513 Without Overlap 4.5cm

- Length: 600, 640, 660 cm
- Brands: gulf & other extrusions
- Code: 04513
- Ref: GH12983

Available Colors



Box Type 10.5cm 04506 Fix Frame

- Length: 640, 660 cm
- Brands: gulf & other extrusions
- Code: 04514
- Ref: GH12985

Available Colors





Fix Frame 10.5cm 04518

- Length: 640 & 660 cm
- Brands: gulf & other extrusions
- Code: 04518
- Ref: GH10462

Available Colors



Double Door Adopter 04522

- Length: 600, 640, 660 cm
- Brands: gulf & other extrusions
- Code: 04522
- Ref: GH10463

Available Colors



Double Door Adopter 04541

- Length: 600, 640, 660 cm
- Brands: gulf & other extrusions
- Code: 04541
- Ref: GH10462

Available Colors



Bar Close Double Glaze 04526

- Length: 600, 640, 660 cm
- Brands: gulf & other extrusions
- Code: 04526
- Ref: GH111321

Available Colors



Barclose Double Glaze 04521

- Length: 600, 640, 660 cm
- Brands: gulf & other extrusions
- Code: 04521
- Ref: GH10464

Available Colors



Small Barclose Double Glaze 04524

- Length: 600, 640, 660 cm
- Brands: gulf & other extrusions
- Code: 04524
- Ref: GH10377

Available Colors



Barclose Single Glaze 04523

- Length: 600, 640, 660 cm
- Brands: gulf & other extrusions
- Code: 04523
- Ref: GH10371

Available Colors



Clip 04525

- Length: 600, 640, 660 cm
- Brands: gulf & other extrusions
- Code: 04525
- Ref: GH10765

Available Colors



Fix Box 10.5cm 04534

- Length: 600, 640, 660 cm
- Brands: gulf & other extrusions
- Code: 04534
- Ref: GH13677

Available Colors





Box T 10.5cm 04535

- Length: 600 cm
- Brands: gulf & other extrusions
- Code: 04535
- Ref: GH13133

Available Colors



Sewing Shutter 76.15cm 04556

- Length: 600, 640, 660 cm
- Brands: gulf & other extrusions
- Code: 04556
- Ref: GH13237

Available Colors



Sewing Shutter 115.4cm 04557

- Length: 600, 640, 660 cm
- Brands: gulf & other extrusions
- Code: 04557
- Ref: GH13466

Available Colors



Hinges Bottom 12cm 04561

- Length: 600 cm
- Brands: gulf & other extrusions
- Code: 04561
- Ref: GH13006

Available Colors



Hinges Bottom 15cm 04581

- Length: 600 cm
- Brands: gulf & other extrusions
- Code: 04581
- Ref: GH13406

Available Colors



19.75



Handle Clip 04574

- Length: 600 cm
- Brands: gulf & other extrusions
- Code: 04574
- Ref: GH09888

Available Colors




Small Z 04201

- Length: 600, 640, 660 cm
- Brands: gulf & other extrusions
- Code: 04201
- Ref: GH12046

Available Colors


Medium Z 04203

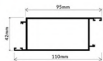
- Length: 600, 640, 660 cm
- Brands: gulf & other extrusions
- Code: 04203
- Ref: GH12048

Available Colors


Big Z 80mm 04205


- Length: 600, 640, 660 cm
- Brands: gulf & other extrusions
- Code: 04205
- Ref: GH12042

Available Colors


Full Big Z 10cm 04201

- Length: 600, 640, 660 cm
- Brands: gulf & other extrusions
- Code: 04209
- Ref: GH12300

Available Colors


Soft Profile Small T 04202


- Length: 600 cm
- Brands: gulf & other extrusions
- Code: 04202
- Ref: GH12047A

Available Colors


Small T 04202


- Length: 600, 640, 660 cm
- Brands: gulf & other extrusions
- Code: 04202
- Ref: GH12047

Available Colors


Medium T 04204


- Length: 600, 640, 660 cm
- Brands: gulf & other extrusions
- Code: 04204
- Ref: GH12051

Available Colors


Big T 80mm 04210

- Length: 600, 640, 660 cm
- Brands: gulf & other extrusions
- Code: 04210
- Ref: GH12370

Available Colors


Big T 89mm 04208

- Length: 600, 640, 660 cm
- Brands: gulf & other extrusions
- Code: 04208
- Ref: AL20160

Available Colors



4.2cm Hinge Series



page
014



T with Groove 80mm 04206

- Length: 600 cm
- Brands: gulf & other extrusions
- Code: 04206
- Ref: GH12043

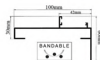

Available Colors



Special T 60mm 10110

- Length: 600 cm
- Brands: gulf & other extrusions
- Code: 10110
- Ref: GH13464


Available Colors



Fix Frame 100cm 04218

- Length: 640 & 660 cm
- Brands: gulf & other extrusions
- Code: 04218
- Ref: GH10266

Available Colors



Fix Frame Overlap 04211

- Length: 600, 660 cm
- Brands: gulf & other extrusions
- Code: 04211
- Ref: GH09210

Available Colors



Fix Box 42mm 04231

- Length: 640, 660 cm
- Brands: gulf & other extrusions
- Code: 04231
- Ref: GH13531

Available Colors



95 x 40 mm Box T 04241

- Length: 640 & 660 cm
- Brands: gulf & other extrusions
- Code: 04241
- Ref: GH12540

Available Colors



100 x 50 mm Box T 04237

- Length: 640, 660 cm
- Brands: gulf & other extrusions
- Code: 04237
- Ref: GH13036

Available Colors



100 x 40 mm Box T 04235

- Length: 640, 660 cm
- Brands: gulf & other extrusions
- Code: 04235
- Ref: ---

Available Colors



100 mm Fix Frame 04219 without Overlap

- Length: 640 & 660 cm
- Brands: gulf & other extrusions
- Code: 04219
- Ref: GH10722

Available Colors





Fix Frame 4.2mm 04213
without Overlap

- Length: 600 cm
- Brands: gulf & other extrusions
- Code: 04213
- Ref: GH09057

Available Colors



Fix Box 100 x 40 mm 04239
with Overlap

- Length: 640 & 660 cm
- Brands: gulf & other extrusions
- Code: 04239
- Ref: ---


Available Colors



Fix Box 95 x 40 mm 04232

- Length: 640 & 660 cm
- Brands: gulf & other extrusions
- Code: 04232
- Ref: GH12893

Available Colors



Box Frame 100 x 50 mm 04236

- Length: 640, 660 cm
- Brands: gulf & other extrusions
- Code: 04236
- Ref: GH13035


Available Colors



Box Frame 100 x 40 mm 04234

- Length: 640 & 660 cm
- Brands: gulf & other extrusions
- Code: 04234
- Ref: ---

Available Colors



Fix Frame 120 mm 04220

- Length: 640 & 660 cm
- Brands: gulf & other extrusions
- Code: 04220
- Ref: GH10373

Available Colors



Fix Frame 80 mm 04215

- Length: 600 cm
- Brands: gulf & other extrusions
- Code: 04215
- Ref: GH10425

Available Colors



Doormat Profile 04274

- Length: 600 cm
- Brands: gulf & other extrusions
- Code: 04274
- Ref: GH09006

Available Colors



Floor Profile Big 04273

- Length: 600 cm
- Brands: gulf & other extrusions
- Code: 04273
- Ref: GH10078

Available Colors





Small Barclose 04224 Double Glaze

- Length: 600 cm
- Brands: gulf & other extrusions
- Code: 04224
- Ref: GH13258


Available Colors



Medium Barclose 04223 Double Glaze

- Length: 640 & 660 cm
- Brands: gulf & other extrusions
- Code: 10092
- Ref: GH11597

Available Colors



Medium Barclose 04223 Double Glaze Soft Profile

- Length: 600 & 660 cm
- Brands: gulf & other extrusions
- Code: 10093
- Ref: GH12032L



Hinges Barclose 04221

- Length: 600 & 660 cm
- Brands: gulf & other extrusions
- Code: 04221
- Ref: GH09056

Available Colors



Hinges Barclose Soft Profile 04221

- Length: 600 cm
- Brands: gulf & other extrusions
- Code: 04221
- Ref: GH09056

Available Colors



Channel Kick Plate 04263 100mm

- Length: 600 & 660 cm
- Brands: gulf & other extrusions
- Code: 04263
- Ref: GH54106


Available Colors



Hinges Bottom 110mm 04261

- Length: 600 cm
- Brands: gulf & other extrusions
- Code: 04261
- Ref: GH12641


Available Colors



Profile Z to T to Z 04260

- Length: 600 cm
- Brands: gulf & other extrusions
- Code: 04260
- Ref: GH09269

Available Colors



Kick Plate Single 04262

- Length: 600 cm
- Brands: gulf & other extrusions
- Code: 04262
- Ref: GH09093

Available Colors



4.2cm Hinge, Louvers, & Channel Kickplates Profiles

page

017


Fix Lower Big 04264

- Length: 600 cm
- Brands: gulf & other extrusions
- Code: 04264
- Ref: GH09153

Available Colors


Fix Lower Small 04265

- Length: 600 cm
- Brands: gulf & other extrusions
- Code: 04265
- Ref: GH09029

Available Colors


Lower Clip 04266

- Length: 600 cm
- Brands: gulf & other extrusions
- Code: 04266
- Ref: GH11057

Available Colors


Glass Sliding 338AP

- Length: 600 cm
- Brands: gulf & other extrusions
- Code: 338AP
- Ref: ---

Available Colors





Floor Profile Small 04275

- Length: 600 cm
- Brands: gulf & other extrusions
- Code: 04275
- Ref: GH10077

Available Colors



Glass Door Bottom Profile 04272

- Length: 600 cm
- Brands: gulf & other extrusions
- Code: 04272
- Ref: GH09055


Available Colors



Hinge Profile L 12068

- Length: 600 cm
- Brands: gulf & other extrusions
- Code: 12068
- Ref: GH12068

Available Colors



Straight Hinge Profile 12069

- Length: 600 cm
- Brands: gulf & other extrusions
- Code: 12069
- Ref: GH12069

Available Colors





Amplimesh Frame 04267

- Length: 600, 640, 660 cm
- Brands: gulf & other extrusions
- Code: 04267
- Ref: GH09226

Available Colors



Amplimesh T 04269

- Length: 600, 640, 660 cm
- Brands: gulf & other extrusions
- Code: 04269
- Ref: GH12730

Available Colors



Amplimesh Frame Overlap 04268

- Length: 600, 640, 660 cm
- Brands: gulf & other extrusions
- Code: 04268
- Ref: GH09227

Available Colors



Swing Shutter 70mm 04256

- Length: 600 cm
- Brands: gulf & other extrusions
- Code: 04256
- Ref: GH12059

Available Colors



Swing Shutter 100mm 04257

- Length: 600 cm
- Brands: gulf & other extrusions
- Code: 04257
- Ref: GH12713

Available Colors



Swing Barclose 04258

- Length: 600 cm
- Brands: gulf & other extrusions
- Code: 04258
- Ref: GH09067

Available Colors



Full Box 100mm 04251

- Length: 640 & 660 cm
- Brands: gulf & other extrusions
- Code: 04251
- Ref: GH12129

Available Colors



Full Box 100mm 10002 for Double Glazing

- Length: 640 & 660 cm
- Brands: gulf & other extrusions
- Code: 10002
- Ref: GH11597

Available Colors

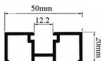


Half Box 100mm 04252

- Length: 600, 640, 660 cm
- Brands: gulf & other extrusions
- Code: 04252
- Ref: GH09203

Available Colors





Half Box 50mm 04253

- Length: 600 cm
- Brands: gulf & other extrusions
- Code: 04253
- Ref: GH09194

Available Colors



Full Box 50mm 04254

- Length: 600 cm
- Brands: gulf & other extrusions
- Code: 04254
- Ref: GH12121

Available Colors



U Fix with AL04351 04259

- Length: 600 cm
- Brands: gulf & other extrusions
- Code: 04259
- Ref: GH09154

Available Colors





Half Round Balcony 26009

- Length: 600 cm
- Brands: gulf & other extrusions
- Code: 26009
- Ref: GH12098

Available Colors



Half Round Balcony Clip 26010

- Length: 600, 640, 660 cm
- Brands: gulf & other extrusions
- Code: 26010
- Ref: GH09015

Available Colors



Balcony Top 10cm 26001

- Length: 600 cm
- Brands: gulf & other extrusions
- Code: 26001
- Ref: GH12164

Available Colors



Balcony Clip 10cm 26002

- Length: 600 cm
- Brands: gulf & other extrusions
- Code: 26002
- Ref: GH09332

Available Colors



Oval Pipe / Badavi Pipe 26031

- Length: 600 cm
- Brands: gulf & other extrusions
- Code: 26031
- Ref: GH12003

Available Colors



25mm Pipe with Groove 26040

- Length: 600 cm
- Brands: gulf & other extrusions
- Code: 26040
- Ref: GH12161

Available Colors





Square Tube 40 x 40mm 26023

- Length: 600 cm
- Brands: gulf & other extrusions
- Code: 26023
- Ref: GH12064

Available Colors



Square Tube 35 x 35mm 26022

- Length: 600 cm
- Brands: gulf & other extrusions
- Code: 26022
- Ref: GH12066

Available Colors



Square Tube 30 x 30 26021

- Length: 600 cm
- Brands: gulf & other extrusions
- Code: 26021
- Ref: GH12014

Available Colors



Round Balcony 26005

- Length: 600 cm
- Brands: gulf & other extrusions
- Code: 26005
- Ref: GH13793

Available Colors



Round Balcony 26015

- Length: 600 cm
- Brands: gulf & other extrusions
- Code: 26015
- Ref: GH10428

Available Colors



Round Balcony 60mm 26017

- Length: 600 cm
- Brands: gulf & other extrusions
- Code: 26017
- Ref: GH12221

Available Colors



Clip 47mm 26020

- Length: 600 cm
- Brands: gulf & other extrusions
- Code: 26020
- Ref: GH09063

Available Colors



Round Balcony Clip 26016

- Length: 600 cm
- Brands: gulf & other extrusions
- Code: 26016
- Ref: GH10429

Available Colors



Round Balcony Clip 44.8 26018

- Length: 600 cm
- Brands: gulf & other extrusions
- Code: 26018
- Ref: GH09423

Available Colors




W Balcony Clip 26029 & 26011

- Length: 600 cm
- Brands: gulf & other extrusions
- Code: 26029 & 26011
- Ref: GH09060 & GH09014

Available Colors


W Balcony 26028

- Length: 600 cm
- Brands: gulf & other extrusions
- Code: 26028
- Ref: GH09062

Available Colors


Design Tube 20mm 10202

- Length: 600 cm
- Brands: gulf & other extrusions
- Code: 10202
- Ref: GH12085

Available Colors



Save Time! Order Online

Save your time, place your order online by visiting our website mihhome.com or by using our mobile app.



Digital Catalogue

Every product page has a QR Code, which is connected with our website, to directly open products page.

Huge Collection of Aluminium Profiles

We have around 500 different types of aluminium profiles of different brands at competitive prices.



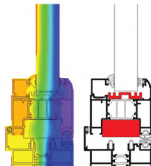
Vast Color Choices

We have vast colors/finishes choices to fulfil your various requirements of aluminium profiles.

Fast & On-time Delivery

We have around 45 well equipped logistics vehicles to make sure our deliveries on time at your place.





Four Side Sliding Frame **GE31201**

- Length: 600 & 640 cm
- Brand: gulf extrusion
- Code: GE31201
- Ref: GH20501

Available Colors



Fix with Bottom Frame **GE31202**

- Length: 640 cm
- Brand: gulf extrusion
- Code: GE31202
- Ref: GH22159

Available Colors



Fix with Top & Side Frame **GE31203**

- Length: 600 cm
- Brand: gulf extrusion
- Code: GE31203
- Ref: GH22193

Available Colors



Sliding Shutter C **GE31204**

- Length: 600 cm
- Brand: gulf extrusion
- Code: GE31204
- Ref: GH20503

Available Colors



Inter Lock Clip **GE31205**

- Length: 600 cm
- Brand: gulf extrusion
- Code: GE31205
- Ref: GH22153

Available Colors



Four Sliding Frame without Overlap **GE31206**

- Length: 640 cm
- Brand: gulf extrusion
- Code: GE31206
- Ref: GH20508

Available Colors





Fly Screen GE31207

- Length: 600 cm
- Brand: gulf extrusion
- Code: GE31207
- Ref: GH13711

Available Colors



Slide to Fix 22155 x 15622 GE31208

- Length: 600 cm
- Brand: gulf extrusion
- Code: GE31208
- Ref: GH20504

Available Colors



One Side Slide & One Side Fix Profile GE31210

- Length: 640 cm
- Brand: gulf extrusion
- Code: GE31210
- Ref: GH20502

Available Colors



Shutter Connector GE31211

- Length: 600 cm
- Brand: gulf extrusion
- Code: GE31211
- Ref: GH20507

Available Colors



Slide Fix Clip GE31212

- Length: 600 cm
- Brand: gulf extrusion
- Code: GE31212
- Ref: GH22194

Available Colors



Top Fixed Section GE31213

- Length: 640 & 660 cm
- Brand: gulf extrusion
- Code: GE31213
- Ref: GH20506

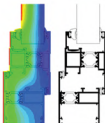
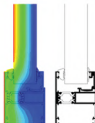
Available Colors



Fix Partition T GE31214

- Length: 600 cm
- Brand: gulf extrusion
- Code: GE31214
- Ref: GH20505

Available Colors





Four Side Frame GE31001

- Length: 640 & 660 cm
- Brand: gulf extrusion
- Code: GE31001
- Ref: GH20517

Available Colors



Four Side Shutter GE31004

- Length: 600 cm
- Brand: gulf extrusion
- Code: GE31004
- Ref: GH20519

Available Colors



Profile for Inter Lock GE31005

- Length: 600 cm
- Brand: gulf extrusion
- Code: GE31005
- Ref: GH25592

Available Colors



Fly Screen **GE31007**

- Length: 600 cm
- Brand: gulf extrusion
- Code: GE31007
- Ref: GH19484

Available Colors



Fix Clip **GE31008**

- Length: 600 cm
- Brand: gulf extrusion
- Code: GE31008
- Ref: GH20520

Available Colors



Barclose GE04521
for Double Glazing

- Length: 600 cm
- Brand: gulf extrusion
- Code: GE04521
- Ref: GH10464

Available Colors



Sliding & Fix Profile **GE31010**

- Length: 600, 640, 660 cm
- Brand: gulf extrusion
- Code: GE35010
- Ref: GH26518

Available Colors



Barclose GE36021

- Length: 600 cm
- Brand: gulf extrusion
- Code: GE36021
- Ref: GH22154

Available Colors



Fix Frame for Arch GE36033

- Length: 600, 640, 660 cm
- Brand: gulf extrusion
- Code: GE36033
- Ref: GH20509

Available Colors





Four Side Sliding Frame 10.5cm AL31001

- Length: 640 & 660 cm
- Brand: other extrusions
- Code: AL31001
- Ref: 5007

Available Colors



Four Side Sliding Frame AL31006 without Overlap 10.5cm

- Length: 640, 660 cm
- Brand: other extrusions
- Code: AL31006
- Ref: 5002

Available Colors



Sliding Top Fix AL31008 10.5cm

- Length: 600 cm
- Brand: other extrusions
- Code: AL31008
- Ref: 5004

Available Colors



Four Side Shutter 10.5cm AL31004

- Length: 600 cm
- Brand: other extrusions
- Code: AL31004
- Ref: 5005

Available Colors



Inter Lock Clip AL31005

- Length: 600 cm
- Brand: other extrusions
- Code: AL31005
- Ref: 71607

Available Colors



Fly Screen AL31007

- Length: 600 cm
- Brand: other extrusions
- Code: AL31007
- Ref: 81530

Available Colors



Profile for Shutter 10.5cm AL31014

- Length: 600 cm
- Brand: other extrusions
- Code: AL31014
- Ref: 81531

Available Colors



Barclose for Double Glazing AL35523

- Length: 600 cm
- Brand: other extrusions
- Code: AL35523
- Ref: 71601

Available Colors



Barclose for Single Glazing AL35522

- Length: 600 cm
- Brand: other extrusions
- Code: AL35522
- Ref: 71602

Available Colors




Small Z AL35501

- Length: 600 cm
- Brand: other extrusions
- Code: AL35501
- Ref: 6002

Available Colors


Small T AL35502

- Length: 600 cm
- Brand: other extrusions
- Code: AL35502
- Ref: 6010

Available Colors


Medium Z AL35503

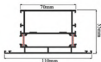
- Length: 600 cm
- Brand: other extrusions
- Code: AL35503
- Ref: 6006

Available Colors


Door T AL35504

- Length: 600 cm
- Brand: other extrusions
- Code: AL35504
- Ref: 6008

Available Colors


110 mm T AL35506

- Length: 600 cm
- Brand: other extrusions
- Code: AL35506
- Ref: 6012

Available Colors


Medium T AL35508

- Length: 600 cm
- Brand: other extrusions
- Code: AL35508
- Ref: 6011

Available Colors



55mm Thermal Break Hinge Series



page
030



Fix Frame 55mm AL35511

- Length: 600 cm
- Brand: other extrusions
- Code: AL35511
- Ref: 6005

Available Colors



Fix Frame 55mm AL35512 without Overlap

- Length: 600 cm
- Brand: other extrusions
- Code: AL35512
- Ref: 6001

Available Colors



Fix Frame 10.5cm AL35513

- Length: 640 & 660 cm
- Brand: other extrusions
- Code: AL35513
- Ref: 6014

Available Colors



Box Frame 5.5cm AL35515

- Length: 600 cm
- Brand: other extrusions
- Code: AL35515
- Ref: 6004


Available Colors



Fix Frame 10.5cm AL35514 without Overlap

- Length: 600 cm
- Brand: other extrusions
- Code: AL35514
- Ref: 6015

Available Colors





Barclose Single Glaze AL35522

- Length: 600 cm
- Brand: other extrusions
- Code: AL35522
- Ref: 71602

Available Colors



Barclose Double Glaze AL35523

- Length: 600 cm
- Brand: other extrusions
- Code: AL35523
- Ref: 71601

Available Colors



Double Door Adoptor AL35525

- Length: 600 cm
- Brand: other extrusions
- Code: AL35525
- Ref: 6007

Available Colors



Double Door Adoptor AL35526

- Length: 600 cm
- Brand: other extrusions
- Code: AL35526
- Ref: 6009

Available Colors



Door Adoptor AL35527

- Length: 600 cm
- Brand: other extrusions
- Code: AL35527
- Ref: 71603

Available Colors



Hinges Bottom AL35561

- Length: 600 cm
- Brand: other extrusions
- Code: AL35561
- Ref: 6013


Available Colors



Joint Profile AL35571 for 6012 & 6013

- Length: 600 cm
- Brand: other extrusions
- Code: AL35571
- Ref: 71606

Available Colors



60mm Thermal Break Hinge Series Gulf Extrusions



page
032



Small Z GE36001

- Length: 600 cm
- Brand: gulf extrusion
- Code: GE36001
- Ref: GH20207

Available Colors



Small T GE36002

- Length: 600 cm
- Brand: gulf extrusion
- Code: GE36002
- Ref: GH20208

Available Colors



Medium Z GE36003

- Length: 600 cm
- Brand: gulf extrusion
- Code: GE36003
- Ref: GH20213

Available Colors



Medium Door T GE36004

- Length: 600 cm
- Brand: gulf extrusion
- Code: GE36004
- Ref: GH20212

Available Colors



Medium T GE36008

- Length: 600 cm
- Brand: gulf extrusion
- Code: GE36008
- Ref: GH20214

Available Colors



Fix Frame 60mm GE36011

- Length: 600 cm
- Brand: gulf extrusion
- Code: GE36011
- Ref: GH20235

Available Colors



60mm Thermal Break Hinge Series Gulf Extrusions

page

033



Fix Frame 60mm GE36012 without Overlap

- Length: 600 cm
- Brand: gulf extrusion
- Code: GE36012
- Ref: GH20206

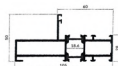
Available Colors



Fix Frame 10.5cm GE36013

- Length: 600 cm
- Brand: gulf extrusion
- Code: GE36013
- Ref: GH20223

Available Colors



Fix Frame 10.5cm GE36014 without Overlap

- Length: 600 cm
- Brand: gulf extrusion
- Code: GE36014
- Ref: GH20234

Available Colors



Fix Frame 60mm GE36015 without Overlap

- Length: 600, 640, 680 cm
- Brand: gulf extrusion
- Code: GE36015
- Ref: GH20211

Available Colors



Small Barclose GE36021 Double Glaze

- Length: 600 cm
- Brand: gulf extrusion
- Code: GE36021
- Ref: GH22154

Available Colors



Barclose Double Glaze GE36023

- Length: 600 cm
- Brand: gulf extrusion
- Code: GE36023
- Ref: GH10372

Available Colors



Barclose Single Glaze 04523

- Length: 600 cm
- Brands: gulf & other extrusions
- Code: 04523
- Ref: GH10371

Available Colors



Small Door T GE36007

- Length: 600 cm
- Brand: gulf extrusion
- Code: GE36007
- Ref: GH20229

Available Colors



Hinges Clip GE36027

- Length: 600 cm
- Brand: gulf extrusion
- Code: GE36027
- Ref: GH22313

Available Colors





Curtain Wall 5 x 5 cm 45001

- Length: 600 cm
- Brands: gulf & other extrusions
- Code: 45001
- Ref: GH13795

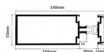
Available Colors



Curtain Wall 5 x 8 cm 45002

- Length: 600 cm
- Brands: gulf & other extrusions
- Code: 45002
- Ref: GH13794

Available Colors



Curtain Wall 5 x 10.6 cm 45003

- Length: 600 cm
- Brands: gulf & other extrusions
- Code: 45003
- Ref: GH13940

Available Colors



Curtain Wall 50 x 80 cm 45007 Double Glaze

- Length: 600, 640, 660 cm
- Brands: gulf & other extrusions
- Code: 45007
- Ref: GH15625

Available Colors



Curtain Wall without Nose 45040

- Length: 600, 640, 660 cm
- Brands: gulf & other extrusions
- Code: 45040
- Ref: GH20210

Available Colors



Curtain Wall 31 x 80 cm 45008

- Length: 600 cm
- Brands: gulf & other extrusions
- Code: 45008
- Ref: B1440

Available Colors





Pressure Plate 45011

- Length: 600 cm
- Brands: gulf & other extrusions
- Code: 45011
- Ref: GH11388

Available Colors



Pressure Plate Cover 45012

- Length: 600 cm
- Brands: gulf & other extrusions
- Code: 45012
- Ref: GH15069

Available Colors



Pressure Plate Cover 45013

- Length: 600 cm
- Brands: gulf & other extrusions
- Code: 45013
- Ref: GH15525

Available Colors



Curtain Wall Connector 45015

- Length: 600 cm
- Brands: gulf & other extrusions
- Code: 45015
- Ref: GH11472

Available Colors



Curtain Wall Packing Tube 45016

- Length: 600 cm
- Brands: gulf & other extrusions
- Code: 45016
- Ref: GH12612

Available Colors



Curtain Wall Side Fix GE45035

- Length: 600 cm
- Brand: gulf extrusion
- Code: GE45035
- Ref: GH10529

Available Colors



Curtain Wall Connector 4.7mm 45026

- Length: 600, 640, 660 cm
- Brands: gulf & other extrusions
- Code: 45026
- Ref: GH45026

Available Colors



Curtain Wall Connector 40mm 45025

- Length: 600 cm
- Brands: gulf & other extrusions
- Code: 45025
- Ref: GH11359

Available Colors



Track for Curtain Wall Shutter 45066

- Length: 600 cm
- Brands: gulf & other extrusions
- Code: 45066
- Ref: GH11053

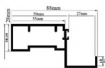
Available Colors




Curtain Wall Shutter 70mm 45051

- Length: 600 cm
- Brands: gulf & other extrusions
- Code: 45051
- Ref: GH13213

Available Colors


Curtain Wall Shutter 88mm 45052

- Length: 600 cm
- Brands: gulf & other extrusions
- Code: 45052
- Ref: GH13212

Available Colors


Curtain Wall Window Frame 45053

- Length: 600 cm
- Brands: gulf & other extrusions
- Code: 45053
- Ref: GH10744

Available Colors


Curtain Wall 135 Degree 45036

- Length: 600 cm
- Brands: gulf & other extrusions
- Code: 45036
- Ref: GH13256

Available Colors


Curtain Wall 135 Degree 45037 Pressure Plate


- Length: 600 cm
- Brands: gulf & other extrusions
- Code: 45037
- Ref: GH10782

Available Colors


Curtain Wall 135 Degree Cover 45038

- Length: 600 cm
- Brands: gulf & other extrusions
- Code: 45038
- Ref: GH10783

Available Colors





Curtain Wall 105 46102

- Length: 600, 640, 660 cm
- Brands: gulf & other extrusions
- Code: 46102
- Ref: GH12716

Available Colors



Curtain Wall 56 46101

- Length: 600 cm
- Brands: gulf & other extrusions
- Code: 46101
- Ref: GH12715

Available Colors



Pressure Plate 46111

- Length: 600, 640, 660 cm
- Brands: gulf & other extrusions
- Code: 46111
- Ref: GH10152

Available Colors



Curtain Wall Clip 46113

- Length: 600 cm
- Brands: gulf & other extrusions
- Code: 46113
- Ref: GH10153

Available Colors



Curtain Wall Cover 46014

- Length: 600 cm
- Brands: gulf & other extrusions
- Code: 46014
- Ref: GH10154

Available Colors



Pressure Plate 46111

- Length: 600, 640, 660 cm
- Brands: gulf & other extrusions
- Code: 46111
- Ref: GH10152

Available Colors



Bracket Handle Bar 10 x 2 09010

- Length: 600 cm
- Brands: gulf & other extrusions
- Code: 09010
- Ref: GH09010

Available Colors



Mab Handle Bar 09884

- Length: 600 cm
- Brands: gulf & other extrusions
- Code: 09884
- Ref: GH09084

Available Colors



Pressure Plate 45011

- Length: 600 cm
- Brands: gulf & other extrusions
- Code: 45011
- Ref: GH11388

Available Colors





(0.401KG./M.)

U Channel Profile for Partition 09266

- Length: 600 cm
- Brands: gulf & other extrusions
- Code: 09266
- Ref: ---

Available Colors



(0.431KG./M.)

Flat U Profile 09268

- Length: 600 cm
- Brands: gulf & other extrusions
- Code: 09268
- Ref: ---

Available Colors



(0.802KG./M.)

H Type Profile 09267

- Length: 600 cm
- Brands: gulf & other extrusions
- Code: 09267
- Ref: ---

Available Colors



Slot Board Channel 4 Feet Longer 11372

- Length: 600 cm
- Brands: gulf & other extrusions
- Code: 11372
- Ref: ---


Available Colors



Flat Wood Channel 11687

- Length: 600 cm
- Brands: gulf & other extrusions
- Code: 11687
- Ref: ---

Available Colors





Ready Black Counter

- Size: 120 x 100 cm
- Code: AC-COUNTER-BL



Ready Long Counter

- Size: 50 x 200 cm
- Code: AC-COUNTER-LW



Ready White Counter

- Size: 120 x 80 cm
- Code: AC-COUNTER-W



90 Degree Corner Profile AC11

- Size: 5.80 meter
- Code: AC11

Available Colors



135 Degree Corner Profile AC12

- Size: 5.80 meter
- Code: AC12

Available Colors



90 Degree Corner Small B AC11A

- Size: 5.80 meter
- Code: AC11A

Available Colors



135 Degree Corner Small F AC12A

- Size: 5.80 meter
- Code: AC12A

Available Colors



Bottom Profile AC18A

- Size: 5.80 meter
- Code: AC18A

Available Colors



Bottom Profile Small AC17A

- Size: 5.80 meter
- Code: AC17A

Available Colors





Glass Sliding Top F AC19

- Size: 5.80 meter
- Code: AC19

Available Colors



Glass Sliding Bottom AC20

- Size: 5.80 meter
- Code: AC20

Available Colors



Glass Sliding Bottom AC21

- Size: 5.80 meter
- Code: AC21

Available Colors



Glass Sliding Top AC19A

- Size: 5.80 meter
- Code: AC19A

Available Colors



Glass Sliding Bottom Sada AC20A

- Size: 5.80 meter
- Code: AC20A

Available Colors



Slot Board Channel MF11372

- Size: 5.80 meter
- Code: MF11372

Available Colors



AC54A

AC55



AC51




AC181



AC62



AC152



AC52


**Single Groove MF12504
25 Series**

- Size: 5.80 meter
- Code: MF12504
- Ref: KF001

Available Colors

White R010	Beige 0015	Dark Brown
Maroon 0004	Red Brown	Window Grey
Adam G	South Wood	Ash Tree
Oak Tree	Cherry Maple	


**Double Groove MF12506
Near 25 Series**

- Size: 5.80 meter
- Code: MF12506
- Ref: KF002

Available Colors

White R010	Beige 0015	Chocolate Brown
Brown	Graphite Black	Maroon 0004
Red Beige	Signal Brown	Window Grey
Adam G	South Wood	Ash Tree
Oak Tree	Cherry Maple	


**Double Groove MF12512
Far 25 Series**

- Size: 5.80 meter
- Code: MF12512
- Ref: KF003

Available Colors

White R010	Beige 0015	Chocolate Brown
Maroon 0004	Traffic White	Window Grey
Adam G	South Wood	Ash Tree
Oak Tree	Cherry Maple	


S Profile 25 Series MF12521

- Size: 5.80 meter
- Code: MF12521
- Ref: KF004

Available Colors

White R010	Beige 0015	Brown Beige
Graphite Black	Maroon 0004	Red Beige
Traffic White	Adam G	South Wood
Ash Tree	Oak Tree	Cherry Maple


V Profile 25 Series MF12522

- Size: 5.80 meter
- Code: MF12522
- Ref: KF005

Available Colors

White R010	Beige 0015	Brown Beige
Mid Facch	Graphite Black	Red Beige
Traffic White	Adam G	South Wood
Ash Tree	Oak Tree	Cherry Maple


**Corner Profile MF0135
5 D Cabinet**

- Size: 5.80 meter
- Code: MF0135
- Ref: KF006

Available Colors

White R010	Traffic White	Mid Facch
Adam G	South Wood	Ash Tree
Oak Tree	Cherry Maple	



L Profile MF14096

- Size: 5.80 meter
- Code: MF14096
- Ref: KFO07


Available Colors



Square Tube 25 x 25 MF12682

- Size: 5.80 meter
- Code: MF12682
- Ref: KFO08


Available Colors



Starwood Single Groove MF12507

- Size: 5.80 meter
- Code: MF12507
- Ref: KFO54

Available Colors



Starwood Double Groove MF12508

- Size: 5.80 meter
- Code: MF12508
- Ref: KFO55

Available Colors



Single Groove Starwood Section MF12682

- Size: 5.80 meter
- Code: MF12513
- Ref: KFO51


Available Colors



Double Groove Starwood Section MF12514

- Size: 5.80 meter
- Code: MF12514
- Ref: KFO52


Available Colors



Hinges Side Starwood Section MF12516

- Size: 5.80 meter
- Code: MF10620
- Ref: KFO53


Available Colors



Kitchen F MF10620

- Size: 5.80 meter
- Code: MF09875
- Ref: KFO41


Available Colors



Kitchen F MF09875

- Size: 5.80 meter
- Code: MF09875
- Ref: KFO42

Available Colors





Kitchen Shutter Single MF13110

- Size: 5.80 meter
- Code: MF13110
- Ref: KFO66

Available Colors

White W010	Beige 1015	Milk Finish
Maroon 8004	Adam G	South Wood
Ash Tree	Oak Tree	Cherry Maple



Kitchen Shutter Strip MF01608

- Size: 5.80 meter
- Code: MF01608
- Ref: KFO67

Available Colors

White W010	Beige 1015	Milk Finish
Adam G	South Wood	Ash Tree
Oak Tree	Cherry Maple	



Kitchen Shutter with Strip MF02758

- Size: 5.80 meter
- Code: MF02758
- Ref: KFO66

Available Colors

White W010	Beige 1015	Maroon 8004
Adam G	South Wood	Ash Tree
Oak Tree	Cherry Maple	



Kitchen Shutter + Strip MF02758A

- Size: 5.80 meter
- Code: MF02758A
- Ref: KFO65

Available Colors

White W010	Beige 1015	Maroon 8004
Adam G	South Wood	Ash Tree
Oak Tree	Cherry Maple	



BKI Profile MF20011

- Size: 5.80 meter
- Code: MF20011
- Ref: KFO72

Available Colors

White W010	Beige 1015	Milk Finish
Adam G	South Wood	Ash Tree
Oak Tree	Cherry Maple	



Single Class Shutter Handle Profile MF20002

- Size: 5.80 meter
- Code: MF20002
- Ref: KFO62

Available Colors

White W010	Beige 1015	Maroon 8004
Adam G	South Wood	Ash Tree
Oak Tree	Cherry Maple	



Single Classic Shutter Hinge Side Profile MF20001

- Size: 5.80 meter
- Code: MF20001
- Ref: KFD61

Available Colors

White R010	Beige 1015	Mtli Finish
Maroon R004	Adam G	Swati Wood
Ash Tree	Oak Tree	Cherry Matte



Single Classic Side Profile MF20003

- Size: 5.80 meter
- Code: MF20003
- Ref: KFD63

Available Colors

White R010	Beige 1015	Mtli Finish
Maroon R004	Adam G	Swati Wood
Ash Tree	Oak Tree	Cherry Matte



Double Classic Four Side Profile MF20004

- Size: 5.80 meter
- Code: MF20004
- Ref: KFD64

Available Colors

Silver	Adam G	Swati Wood
Ash Tree	Oak Tree	Cherry Matte

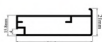


BKI Profile MF12523

- Size: 5.80 meter
- Code: MF12523
- Ref: KFD70

Available Colors

Silver	Adam G	Swati Wood
Ash Tree	Oak Tree	Cherry Matte



BKI Profile Big MF12526

- Size: 5.80 meter
- Code: MF12526
- Ref: KFD71

Available Colors

Silver	Adam G	Swati Wood
Ash Tree	Oak Tree	Cherry Matte



BKI Modern Shelf Profile MF12525

- Size: 5.80 meter
- Code: MF12525
- Ref: KFD75

Available Colors

Silver	Adam G	Swati Wood
Ash Tree	Oak Tree	Cherry Matte



BKI Handle-Less Profile MF12524

- Size: 5.80 meter
- Code: MF12524
- Ref: KFD26

Available Colors

Silver	Adam G	Swati Wood
Ash Tree	Oak Tree	Cherry Matte



Kitchen Cornish Profile MF12511

- Size: 5.80 meter
- Code: MF12511
- Ref: KFD27

Available Colors

White R010	Beige 1015	Adam G	Swati Wood
Ash Tree	Oak Tree	Cherry Matte	



BKI Kitchen Cornish Profile MF20012

- Size: 5.80 meter
- Code: MF20012
- Ref: KFD28

Available Colors

White R010	Beige 1015	Mtli Finish	Adam G
Swati Wood	Ash Tree	Oak Tree	Cherry Matte



Kitchen Shutter MF12119

- Size: 5.80 meter
- Code: MF12119
- Ref: KF049

Available Colors



BKI Modern Shutter for Glass MF20010

- Size: 5.80 meter
- Code: MF20010
- Ref: KF073

Available Colors



BKI Modern Shutter Clip MF20009

- Size: 5.80 meter
- Code: MF20009
- Ref: KF074

Available Colors



BKI Modern Shutter with Clip MF20008

- Size: 5.80 meter
- Code: MF20008
- Ref: KF075

Available Colors



Kitchen Nasr Profile MF20006

- Size: 5.80 meter
- Code: MF20006
- Ref: ---

Available Colors



Kitchen Cabinet Handle MF09372

- Size: 5.80 meter
- Code: MF09372
- Ref: KF093

Available Colors



Kitchen Drawer Tube 12360

- Size: 5.80 meter
- Code: 12360
- Ref: KF020

Available Colors



Kitchen Shutter Angle MF12636

- Size: 5.80 meter
- Code: MF12636
- Ref: KF040

Available Colors

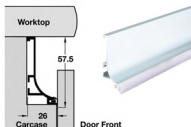


Kitchen Leg Profile MF12523

- Size: 5.80 meter
- Code: MF12523
- Ref: KF009

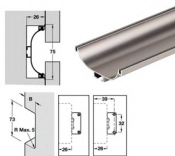
Available Colors





Handle Less Drawer One Side Profile

Code: KF030



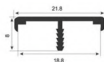
Handle Less Drawer Two Side Profile

Code: KF 031




**18mm MDF Edging Profile
(8.5mm)**

Code: KF 083



**18mm MDF Edging Profile
(8mm)**

Code: KF 082



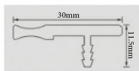
**18mm MDF Edging Profile
(9.3mm)**

Code: KF 081



**Shutter Handle Profile
Bend Type**

Code: KF 090



**Shutter Handle Profile
Straight Type**

Code: KF 091



**Shutter Handle Profile
U-Type**

Code: KF 092



Ready to use MDF & Glass System Panel with Accessories
for Walk-in Wardrobe, Wall Panels, Shop Display etc..




System Panel Glass Shelf



System Panel Corner Profile



System Panel Corner Profile



Glass Bracket



Middle Profile



Bracket Arm Left



Bracket Arm Right

SYSTEM PANEL

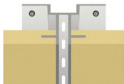
for Walk-in Wardrobe, Wall Panels, Shop Display etc..



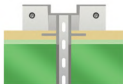
page
050



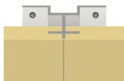
System Panel Corner Profile



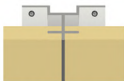
System Panel U Profile
MDF Installation



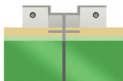
System Panel U Profile
Glass Installation



System Panel T Profile
MDF Installation with Small Gape



System Panel T Profile
MDF Installation



System Panel T Profile
GLASS Installation

Ready to Use MDF Shelves

Thickness: 36mm
Sizes: 60 x 59 and 30 x 59




Ready to Use Glass Shelves

Thickness: 8mm, 10mm
Sizes: 30 x 59, 20 x 59 and 15 x 59



Ready to Use Glass Panels on MDF with Groove

Glass Panel
Sizes: 60 x 240



Ready to Use Laminated MDF Panels with Groove

in any Melamine Color
Sizes: 60 x 240





Sliding Wardrobe Soft Closing

Code: KA0206



Wardrobe Rollers Up & Down

Code: KA0204

Wing Line / Folding Cabinet Doors System

 page
 053

Wing Line / Folding Cabinet Doors System
Double Door Accessory Set

Code: HT900-M5-WL


Wing Line Top Profile

- Size: 300 cm
- Code: HT900-M5-WL-T


Wing Line Bottom Profile

- Size: 300 cm
- Code: HT900-M5-WL-B

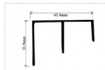

Wing Line Fitting

Wing Line Fitting
Top Line 22 / Cabinet Sliding System / Hidden Channel

Top Line Top Profile

- Size: 400 cm
- Code: HT900-M5-TL

Available Colors




Top Line Bottom Profile

- Size: 400 cm
- Code: HT900-M5-TL

Available Colors

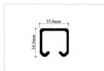


Code: HT900-M5-TL



Door Sliding Track Aluminium

- Sizes: 300cm, 400cm
- Code: **WA577-RAILING-SIZE**



Door Sliding Track Steel

- Size: 300cm
- Code: **WA577-RAILING**



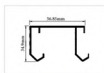
Code: KA0221



Code: KA0220



Code: KA0220-BIG



Double Top

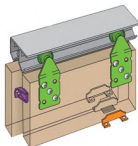
- Sizes: 300cm, 600cm
- Code: **AL7075**

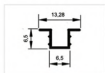


Code: M5-200



Code: M5-100

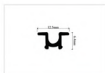




Top Channel KF0213

- Size: 600 cm
- Code: KF0213

Available Colors



Bottom Channel CV KF214

- Size: 200 cm
- Code: KF214

Available Colors



Bottom & Top Hittich Channel HT900-TLB

- Size: 520 cm
- Code: HT900-TLB

Available Colors



Code: HT900-M5-TL



Code: HT900-TL55





Clastra Flower Type **AS589**

- Size: 2cm, 4cm
- Code: AS589

Available Colors



Code	Thick	Size
AS591-2	2cm	Sqr mtr
AS591-4	4cm	Sqr mtr



Amplimesh Grill 6mm **AS500AF**

- Length: 5.80 meter Width: 4 Feet
- Code: AS500AF

Available Colors



Code	Thick	Size
AS498F	6.5mm	1mtr
AS499F	6.5mm	3ft
AS500F	6.5mm	4ft
AS500FF	7mm	4ft
AS500AP	5.5mm	4ft
AS500AFP	6.0mm	4ft
AS500AFFP	7mm	4ft
AS498	5.5mm	1mtr
AS499	5.5mm	3ft
AS500	5.5mm	4ft
AS499FF	7mm	3ft



Clastra Degree Type Square **AS591**

- Size: 2cm, 4cm
- Code: AS591

Available Colors



Code	Thick	Size
AS591-2	2cm	Sqr mtr
AS591-4	4cm	Sqr mtr




Clastra Round Type **AS591-ROD**

- Size: 2cm, 4cm
- Code: AS591-SIZE

Code	Thick	Size
AS591-2	2cm	Sqr mtr
AS591-4	4cm	Sqr mtr





Partition Main T Profile 50008

- Length: 600 cm
- Brands: gulf & other extrusions
- Code: 50008
- Ref: ---

Available Colors



Partition Top Profile 50001

- Length: 600 cm
- Brands: gulf & other extrusions
- Code: 50001
- Ref: GH10024

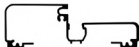
Available Colors



Partition Bottom Profile 50007

- Length: 600 cm
- Brands: gulf & other extrusions
- Code: 50007
- Ref: ---

Available Colors



Door Frame 50006

- Length: 600 cm
- Brands: gulf & other extrusions
- Code: 50006
- Ref: ---

Available Colors



Partition Omega Channel 50003

- Length: 600 cm
- Brands: gulf & other extrusions
- Code: 50003
- Ref: GH09072

Available Colors



Partition Glass Profile Clip 50004

- Length: 600 cm
- Brands: gulf & other extrusions
- Code: 50004
- Ref: GH10022

Available Colors




85 x 75 mm
Crimping Angle ANC857522

- Wide: 22 mm
- Color: mill finish
- Code: ANC857522
- Ref: 81521


75 x 75 mm
Crimping Angle 04269

- Thickness: 16 mm
- Color: mill finish
- Code: ANC757516
- Ref: 81521


60 x 60 mm
Crimping Angle ANC60605.2

- Thickness: 5.2 mm
- Color: mill finish
- Code: ANC60605.2
- Ref: GH09365


65 x 65 mm
Crimping Angle ANC65656.1

- Thickness: 6.1 mm
- Color: mill finish
- Code: ANC65656.1
- Ref: GH09458


88.7 x 88.7 mm
Crimping Angle ANC888813


- Thickness: 13 mm
- Color: mill finish
- Code: ANC888813
- Ref: GH10296

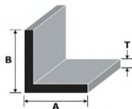

95 x 95 mm
Crimping Angle ANC959542.5

- Thickness: 42.5 mm
- Color: mill finish
- Code: ANC959542.5
- Ref: 81524


95 x 95 mm
Crimping Angle ANC959532

- Thickness: 32 mm
- Color: mill finish
- Code: ANC959532
- Ref: 81523





Aluminium Angle

Available Colors



Code	A mm	B mm	Thickness mm
AN25251.5	25	25	1.50
AN25252	25	25	2.00
AN25253	25	25	3.00
AN25255	25	25	5.00
AN30301	30	30	1.00
AN30301.5	30	30	1.50
AN30302	30	30	2.00
AN30302.5	30	30	2.50
AN30302.8	30	30	2.80
AN30303	30	30	3.00
AN40402	40	40	2.00
AN40403	40	40	3.00
AN40404	40	40	4.00
AN4040S	40	40	5.00
AN50501.5	50	50	1.50
AN50502	50	50	2.00
AN50503	50	50	3.00
AN50504	50	50	4.00
AN50505	50	50	5.00
AN50506	50	50	6.00
AN60602.85	60	60	2.85
AN75753	75	75	3.00
AN80806	80	80	6.00
AN80808	80	80	8.00
AN99996	100	100	6.00
AN999910	100	100	10.00
AN15151.5	15	15	1.5
AN20201.4	20	20	1.40
AN20202	20	20	20



Aluminium T

Available Colors



Code	A mm	B mm	Thickness
ANT30151.5	15	15	1.5
ANT16083	8	3	3
ANT38382.8	38	2.4	2.4



U Channel

Available Colors



Code	A mm	B mm	Thickness
AL26052	45	20	1.5
AL26051	40	20	1.55
AL26117	20	30	3.5
AL26053	11	17.5	1.78
AL 26060	20	20	2
AL 26120	23	23	1.3
AL 26064	23	21.5	1.5
AL 26118	23	15	1.2



Solid Round Bar

Available Colors



Code	A mm
AN010R	10
AN012R	12
AN016R	16



Solid Square Bar

Available Colors



Code	A mm	B mm
AN020	20	30
AN016	16	16



Flat Bar

Available Colors



Code	A mm	T mm
AN020010	200	10
AN015010	150	10
AN010010	100	10
AN01006	100	6
AN0808	80	8
AN0806	80	6
AN07510	75	10
AN0608	60	8
AN05020	50	20
AN05010	50	10
AN0506	50	6
AN0505	50	5
AN0504	50	4
AN0503	50	3
AN0503	50	2
AN04010	40	10
AN0408	40	8
AN0406	40	6
AN0405	40	5
AN0404	40	4
AN0403	40	3
AN0402	40	2
AN03010	30	10
AN0305	30	5
AN0304	30	4
AN0303	30	3
AN0302	30	2
AN02510	25	10
AN0255	25	5
AN0253	25	3
AN0203	20	3
AN0202	20	2
AN0163	16	3



Rectangular Tubes

Available Colors



Square Tubes

Available Colors



Code	A mm	B mm	Thickness mm
AT60202	60	20	2.00
AT60301.4	60	30	1.40
AT60401.6	60	40	1.6
AT80401.1	80	40	1.1
AT80402	80	40	2
AT80502	80	50	2.00
AT99200.9	100	20	0.9
AT99201.1	100	20	1.1
AT99202	100	20	2.0
AT99401.1	100	40	1.1
AT99401.5	100	40	1.50
AT99402	100	40	2.00
AT99501.5	100	50	1.50
AT99502	100	50	2.00
AT99502.5	100	50	2.5
AT99503	100	50	3.00
AT99753	100	75	3.00
AT140502	140	50	2.00
AT150502	150	50	2.00
AT200502	200	50	2.00
AT50252	50	25	2.00
AT60401.2	60	40	1.20
AT30301	30	30	1.00
AT40200.9	40	20	0.90
AT40201.5	40	20	1.50
AT40201.8	40	20	1.80
AT40202	40	20	2.00
AT40400.9	40	40	0.90
AT80802	80	85	2.00
AT80803	80	80	3.00
AT99992	100	100	2.00
AT99993	100	100	3.00
AT151503	150	150	3.00
AT50201.8	50	20	1.80

Code	A mm	B mm	Thickness mm
AT16163	16	16	3.0
AT20201.5	20	20	1.5
AT20201.9	20	20	1.9
AT20202	20	20	2.0
AT20203	20	20	3.0
AT25251.3	25	25	1.3
AT25251.5	25	25	1.5
AT25251.8	25	25	1.8
AT25252	25	25	2.0
AT25252.8	25	25	2.8
AT25253	25	25	3.0
AT30301.3	30	30	1.3
AT30301.5	30	30	1.5
AT30302	30	30	2.0
AT30303	30	30	3.0
AT35351.1	35	35	1.1
AT40401.4	40	40	1.5
AT40401.8	40	40	1.8
AT40402	40	40	2.0
AT40403	40	40	3.0
AT40404	40	40	4.0
AT50501.3	50	50	1.3
AT50501.3	50	50	1.5
AT50501.5	50	50	1.5
AT50502	50	50	2.0
AT50502.8	50	50	2.8
AT50503	50	50	3.0
AT50504	50	50	4.0
AT60602	60	60	2.0
AT60603	60	60	3.0
AT60604	60	60	4.0
AT75751.8	75	75	1.8
AT75753	75	75	3.0
AT76765	76	76	5.0



page
064



L Tube

Available Colors



Code	A mm	B mm	C mm	Thickness mm
AT5050702.4	70	50	50	2.4
AT50501202.	120	50	100	2.0
AT50501202.4	120	50	100	2.4



T Tube

Available Colors



Code	A mm	B mm	C mm	Thickness mm
ANT9050502	90	50	50	2




Design Tube

Code	A mm	B mm	Weight/m
AT80801.6L	80	80	1.515



Code	A mm	B mm	Thickness mm
AL26067	8	6	1.0
AL26069	10	8	1.0
AL26071	12	10	1.0
AL26075	16	14.6	0.7
AL26042	16	10	3.0
AL26019	19	13	3.0
AL26080	20	16	2.0
AL26081	22	19	1.5
AL26083	25	23	1.0
AL26084	25	21	2.0
AL26086	25	17	4.0
AL26087	25	13.4	5.8
AL26044	30	26	2.0
AL26043	30	24	3.0
AL26089	32	26	3.0
AL26092	40	36	2.0
AL26093	40	34	3.0
AL26094	40	32	4.0
AL26096	50	46	2.0
AL26097	50	44	3.0
AL26098	50	42	4.0
AL26099	50	40	5.0
AL26049	60	56	2.0
AL26100	60	54	3.0
AL26101	60	52.4	3.8
AL26048	75	71	2.0
AL26105	75	69	3.0
AL26066	100	96	2.0
AL26110	100	94	3.0
AL26112	100	90	5.0
AL26050	76	68	4.0
AL26045	50	46.2	1.9
AL26046	50	44.2	2.9
AL26047 S	76.2	70.4	2.9
AL26113	126	5	5
AL26116	200	5	5
AC30 S	7	6	0.5
AC30 G	7	6	0.5

Aluminium Plain Sheets



CODE
A5533-SIZE(COLOR)



Thicknesses

0.65mm, 0.85mm, 1mm, 1.2mm, 1.4mm, 1.8mm, 2mm, 2.8mm, 3mm, 3.8mm, 4mm

Available Colors



Aluminium Chequered Sheets



CODE
A5533-SIZE(CH)



Thicknesses

1.8mm, 2.5mm, 2.8mm, 3.5mm, 3.8mm, 4mm

GLASS SHEETS

We have 10 different types of glass sheets available.





Reflected Glass - Belgium

- Size: 225 x 321 cm
- Thickness: 6 mm
- Brand: Belgium
- Code: GLB(color)6-225321

Available Colors



Reflected Glass - China

- Size: 214 x 330 cm
- Thickness: 6 mm
- Brand: China
- Code: GLC(color)6-214330


Available Colors



HD Glass - Saudi Guardian

- Size: 225 x 321 cm
- Thickness: 6 mm
- Brand: Saudi Guardian
- Code: GLSHD(color)6-225321

Available Colors



Ramly Glass

- Size: 183 x 244 & 187 x 250 cm
- Thickness: 6 mm
- Brand: China & Saudi
- Code: GLCR(color)6-183244 & GLSR(color)6-187250

Available Colors



Color Painted Glass

- Size: 183 x 244 cm
- Thickness: 4 mm
- Colors: White, cream, & olive brown
- Code: GLC(QW,BG,OB)4-183244

Available Colors



Clear Glass

- Size: 225 x 231 & 244 x 366 cm
- Thickness: 6, 8, 10, & 12 mm
- Brand: Saudi Guardian
- Clear: GLSC(thick)-244366
- Extra Clear: GLSC(thick)-225321



Green Tinted Glass

- Size: 214 x 305 cm
- Thickness: 4 mm
- Type: Green Tinted Glass
- Code: GLCTG4-214305



Crystal Clear Glass

- Size: 225 x 321 & 214 x 330 cm
- Thickness: 6, 8, 10, & 12 mm
- Type: Crystal Clear Glass
- Code: GLCCC(thick)-225321 & 214330



Georgian Wire Glass


- Size: 198 x 254 cm
- Thickness: 6 mm
- Brand: Georgian
- Code: GLKGW6-198254



Mirror Glass

- Size: 225 x 321 & 560 x 260 cm
- Thickness: 3, 4, & 6 mm
- Brand: Saudi Guardian
- Code: GLSMR(thick)-225321

Code Format: GL(Brand)(Color)(Thickness)-Item-code

**Georgian Bar**

Code	Colors	Size	Length
AC30P	White & Mill Finish	16 mm	3 m
AC30P585	White & Mill Finish	16 mm	5.85 m

**Aluminium Spacer**

Code	Size	Length
AC30-1 Spacer	6 mm	5 m
AC30-2 Spacer	8 mm	5 m
AC30-3 Spacer	10 mm	5 m
AC30-4 Spacer	12 mm	5 m

Spacer Corner

Code	Size
AC30-1 Corner	6 mm
AC30-2 Corner	8 mm
AC30-3 Corner	10 mm
AC30-4 Corner	12 mm

**Desiccant Beads Powder**

Code: AC30-DESICCANT

**Sizes: 10, 15, 20, 25**

Code: AC30-(SIZE)38R

**Georgian Bar
for Site Corner - Big**

Code: AC30-4B

**Georgian Bar
for Site Corner**

Code: AC30-4

**Y Corner
Georgian Bar**

Code: AC30-3

**End Cap
White Color**

Code: AC30-5



Pu Foam

Code: A5623-FG66



Pu Foam 88

Code: A5623-FG



AGT - Fast Glue

Code: AGT-FG



WA115 - Montage

Code: WA115-MONTAGE



**Montage Kit
Super Grip 380G - 1x24**

Code: WA612-PUR



**895 Silicon S/G
Downcorning Black**

Code: AC30-SILICON



**813 Silicon
Downcorning Tube**

Code: AC30-3SILICON



**781 Silicon
Downcorning Tube**

Code: AC30-2SILICON



**813 Silicon Black
600ml (Sausage)**

Code: AC30-4SILICON



**System 3000
Silicon Black**

Code: A5612T-BL



**System 1000 & 2000
Silicon**

Code: A5612



**ASMACRYL - Acrylic Silicon
High Performance**

Code: A5612AC



Protection Tape (Black & White)

Code: AS623-1-20BL (BL for Black W for White)



Protection Tape

Code: AS623-SIZE (6, 7, 9)



Masking Tape

Code: AS615-SIZE (1, 2, 3)



Glass Separator Tape 19 x 19 x 3 mm

Code: AC30-3TAPE


 6.4mm x 12mm x 15.25meter
 3.2mm x 15mm x 15.25meter
 6.4mm x 6mm x 15.25meter

Thermal Adhesive Tape

Code: AC30-2TAPE (4TAPE, 5TAPE)



Double Sided Tape

Code: AC30-TAPE (0.8mm x 4mm x 66mtr)



Glass Suction Lifter Matel

Code: AS700-CUP-BRAND (1G)



M5 Glass Suction Lifter Matel

Code: AS700-CUP-BRAND (M5)



Glass Suction Lifter Blue Handle

Code: AS700-CUP-BRAND (1G)



Germany Glass Cutter

Code: AS700-100



Oil Glass Cutters

Code: AS700-100C (-4000 for Germany)



T Glass Cutter

Code: AS700-Size (60, 90, 120 cm)



AS577-SP7-4



AS577-SP5-4



AS577-SP6-4



AS577-SP5-3



AS577-SP6-2



AS577-SP5-2



AS577-SP5-1



AS577-SP7



M5 Side Pivot
Code: A55773-S20



Mab Machine Small 7135
Code: A5577



Mab Machine 7305
Code: A5578



Speedy Machine
Code: A5579(SPEEDY)



M5 Floor Machine (Dorma Type)
Code: A5576M5



M5 Floor Machine (Mab Type)
Code: A5578M5



Side Panel Pivot Dorma
Code: A5576-S08



Dorma Machine BTS65
Code: A5576-65



PT22 Top Patch Dorma
Code: A5576-S01



PT20 Top Patch Dorma
Code: A5576-S01



PT10 Bottom Patch Dorma
Code: A5576-S00



Lock Dorma
Code: A5576-S14



Side Panel Dorma
Code: A5576-S18



Side Panel Dorma
Code: A5576-S20



Side Panel Pivot Dorma
Code: A5576-S08



Side panel - MAB

Code: A5577-518



Side Panel Pivot - MAB

Code: A5577-511



Top Patch - MAB

Code: A5577-501



Bottom Fitting - MAB

Code: A5577-500




Lock - MAB

Code: A5577-514



Double Over Panel - MAB

Code: A5577-545



Side Panel - MAB

Code: A5577-520



Side Panel Pivot - MAB

Code: A5577-508



Top Pivot

Code: A5577-502



M5 Top Fix Panel

Code: A5577J-501



M5 Glas Door Lock

Code: A5577J-514



Top Pivot

Code: A5577J-502



M5 Overpanel Center Edge Patch

Code: A5577J-545



M5 Bottom Patch

Code: A5577J-500



M5 Side Panel Pivot

Code: A5577J-511



Shower Knob
Mirror Finish

Code: A5577-708(SS)



Glass Sapperator
20 x 20mm

Code: A5577-GS20



Glass Sapperator
30 x 30mm

Code: A5577-GS30



Glass Sapperator
30 x 100mm

Code: A5577-GS100



Wall To Glass
90 Degree Connector

Code: A5577-544



Glass To Glass
Connector

Code: A5577-547



Glass To Wall
Connector

Code: A5577-543



Glass To Glass
90 Degree Connector

Code: A5577-546



Glass To Glass Hinges
90 Degree

Code: A5577-541



135 Degree
Glass To Glass Hinges

Code: A5577-542



Wall To Glass
Hinges

Code: A5577-540




Glass To Glass Hinges
180 Degree

Code: A5577-541



ALUMINIUM ACCESSORIES

Door Handles, Window Handles, Hinges & Locks, Door Closers, Glass Door Handles, Sliding Rollers and a lot of more aluminium accessories available.





Heavy Duty Hinges

Code: A5558-25

Available Colors



H/D Hinges for Casting Gate

Code: A5558-2C

Available Colors



Aluminium 3 Leaf HD Hinges

Code: A5558-35

Available Colors



60mm Aluminium Hinges

Code: A5558


Available Colors



40mm Aluminium Hinges

Code: A5557

Available Colors



Aluminium Hinges P/C

Code: A55585

Available Colors



2 Leaf Hinges Savio Type - Alum

Code: A55585-L

Available Colors



3 Leaf Hinges - Aluminium

Code: A55585-3L

Available Colors



Silver Butt Hinges

Code: A5588-2.55

Available Sizes



Hinged Door Handles

page
080



Domus Hinges Door Handle

Code: A5649D

Available Colors



Hinge Door Handle

Code: A5649

Available Colors



M5 Hinge Door Handle

Code: A5648

Available Colors



Hinge Door Handle

Code: A5649TD

Available Colors



M5 Hinge Door Handle with Cap

Code: A5648C

Available Colors



Domus Hinge Door Handle Classic

Code: A5647D

Available Colors



M5 Hinge Door Handle Heavy Duty

Code: A5649TB

Available Colors



Hinge Door Handle with Plastic Cap

Code: A5649-C

Available Colors



Medium Door Handle

Code: A5649-TB

Available Colors





Cremon Window Handle

Code: A5583T

Available Colors



Roto Cremon Handle

Code: A5583AR

Available Colors



Hinges Window Handle

Code: A5583

Available Colors



Hinges Window Handle

Code: A5583L

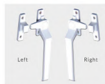
Available Colors



Hinges Window Handle

Code: A5583L1

Available Colors



Hinges Window Handle

Code: A5582R & A5582L

Available Colors



Hinges Window Handle With Key

Code: A5582A

Available Colors



M5 Hinged Window Handle Roller Type

Code: A5583R

Available Colors



Curtain Wall Handle

Openalbe / Small

Code: A5581C

Available Colors





page
082



Single Steel Lock Geze Type

Code: A5528GN

Available Colors



M5 Steel Lock Double Savio Type

Code: A5529L2

Available Colors



Steel Lock Single With Key

Code: A5528TL

Available Colors



Steel Lock Single

Code: A5528T

Available Colors



Steel Lock Double

Code: A5529

Available Colors



Steel Lock Single

Code: A5528L

Available Colors



Domus Steel Lock With Key

Code: A5529DL

Available Colors



Domus Steel Lock

Code: A5529D

Available Colors





Push Lock With Key

Code: A5529SK

Available Colors



Push Steel Lock

Code: A5529PN (i-Color-N)

Available Colors



Push Steel Lock

Code: A5529BN

Available Colors



American Handle Small With Lock

Code: A5526

Available Colors



American Handle Big With Lock

Code: A5524

Available Colors



American Handle Without Lock

Code: A5525

Available Colors



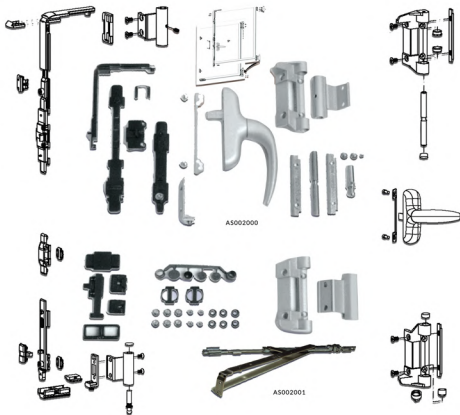
M5 Steel Lock With Key

Code: A5529L1

Available Colors



LAVAAAL



MADE IN ITALY صنع في إيطاليا



AS00480



AS00440



AS00481



AS00441



AS00801



AS00840



AS00800



AS00803



AS00802



AS00900



AS0093422



AS00903 (Kit with 2 locking point)



AS00487



AS00482



AS00841



AS00484

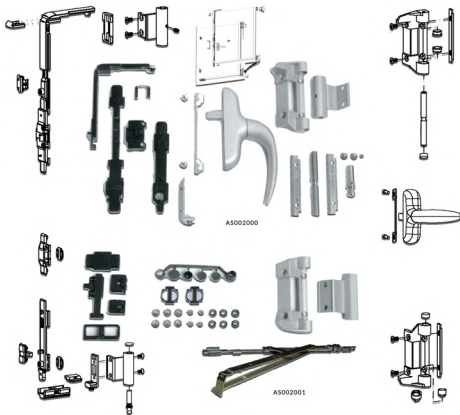


AS00904 (Kit with 4 locking point)



AS00473

LAVAAAL



MADE IN ITALY صنع في إيطاليا



Steel Roller Size 1" Inch

- Code: A5540 (China)
- Code: A5542 (Italy)
- Steel & Plastic
- Brand: Chine & Italy



Steel Roller Size 3/4" Inch

- Code: A5559 (China)
- Code: A5561 (Italy)
- Material: Steel & Plastic
- Brand: China & Italy



M5 Umbrella Bearing Roller

- Code: A5588A
- Material: Steel & Plastic
- Brand: M5 - Mechanism Five



M5 Umbrella Bearing Roller Big

- Code: A5588GAB
- Material: Steel & Plastic
- Brand: M5 - Mechanism Five



Sliding Roller For Cabinets

- Code: AC57
- Material: Steel



M5 Umbrella Roller

- Code: A5588D
- Material: Steel & Plastic
- Brand: M5 - Mechanism Five



Single & Double Roller

- Code: AC60 For Single
- Code: AC61 For Double
- Material: Steel



M5 Umbrella Double Roller

- Code: A5588AD
- Material: Steel & Plastic
- Brand: M5 - Mechanism Five



page
088



Furniture Sliding Roller

- Code: HT900-TLS5
- Colors: Brown
- Material: Plastic



Sliding Door Roller

- Code: KA0220
- Colors: Mill-finish
- Material: Steel



Sliding Door Roller

- Code: KA0221
- Colors: Mill-finish
- Material: Steel / 2pcs



Sliding Door Roller

- Code: KA0220
- Colors: Mill-finish
- Material: Steel



Top Line 22 / Cabinet Sliding Roller

- Code: M5-100 & M5-200
- Colors: Mill-finish
- Material: Steel



Top Line 22 / Cabinet Sliding Roller

- Code: HT900-M5-TL
- Colors: Mill-finish
- Material: Steel



Furniture Sliding Roller

- Code: HT900-M5-TL
- Colors: Mill-finish
- Material: Steel





Aluminium V Hook

Code: AS566

Available Colors



V Hook Heavy Duty

Code: AS566H

Available Colors



Tower Bolt

Code: AS602-Size

Available Sizes



Hole Drop Powder Coat

Code: AS666

Available Colors



Name Will Be Here

Code: AS549



M5 Flush Tower Bolt

Code: AS549M1



Curtain Wall Big Handle


Code: AS582C



AS546G

Door Closer Geze TS-1000

Available Colors



AS546D

Doorma Door Closer TS-77

Available Colors



AS546-511

Door Closer NHN 511

Available Colors



AS546H-M5

Door Closer Heavy Duty

Available Colors



AS546SA

Door Closer Alfa Silver



Mab Handle Line W/Pull Push

Code: AS508

Available Colors



Mab Handle Line Palin

Code: AS509

Available Colors



Mab Handle Round

Code: AS504

Available Colors



Pipe Handle U/Steel 30cm

Code: AS652-30

Available Colors



Fitting for 17.5cm Handle

Code: AS656

Available Colors



Glass Handle Round

Code: AS651

Available Colors



D Type Handle

Code: AS657

Available Colors



Name Will Be Here

Code: AS600P



Name Will Be Here

Code: AS652-U



M5 SS Handle
Arch Type 30cm

Code: AS652M-30-03SS



M5 SS Handle
Curve Type 45cm

Code: AS652M-45-02SS



M5 SS Handle Up Bend
35cm (KY157)

Code: AS652M-35-03SS



M5 SS Handle H Type Dotted
50cm (KY157)

Code: AS652M-50-04SS



M5 SS Handle H Type Classic
45cm (KY052)

Code: AS652M-45-01SS



SS H Type Handle
32ss

Code: AS652-32HSS



M5 SS Handle C Type
30cm (KY087)

Code: AS652M-30



M5 SS Handle
Curve Type 45cm

Code: AS652S-45-02SS



M5 SS Handle Up Bend
50cm (KY157)

Code: AS652M-50-03SS

LOCKS & CYLINDERS

We have locks & cylinders of Top Brands

The logo consists of the letters 'M' and '5' in a bold, red, sans-serif font.The logo features the words 'Hi Tech' in a blue, cursive script font.The logo shows the letters 'I', 'S', and 'E' in red, followed by 'O' in black, all in a bold, sans-serif font.The logo features a red circular icon with a white stylized 'L' inside, followed by the word 'LAVAAL' in a bold, red, sans-serif font.The logo shows the letters 'P' and 'I' in red, followed by 'DOMUS' in a bold, blue, sans-serif font.The logo features a red circular icon with a white stylized 'S' inside, followed by the letters 'SRC' in a bold, red, sans-serif font, and the text 'SPECIAL RIVETS CORP.' in a smaller, black, sans-serif font below it.The logo features the word 'Silberschnitt' in a grey, cursive script font.The logo shows the word 'Briton' in a bold, black, sans-serif font.The logo features a red circular icon with a white stylized 'W' inside, followed by the word 'WELKA' in a bold, black, sans-serif font.The logo shows the word 'STANLEY' in a bold, black, sans-serif font, with the word 'Security' in a smaller, black, sans-serif font below it, all on a yellow background.The logo features a stylized 'S' and 'V' in blue and grey, followed by the word 'SAVIO' in a bold, grey, sans-serif font.The logo shows the word 'Bohle' in a bold, blue, sans-serif font.



M5 Hinges Door Lock
20mm & 55mm Cylinder

Code: A5543D55



M5 Hinges Bathroom Door
Lock 20mm & 55mm Cylinder

Code: A5543D55B



M5 Roller Lock 20mm
& 55mm Cylinder

Code: A5542D55



M5 Hinges Door Lock
30mm & 70mm Cylinder

Code: A5545D55



M5 Roller Lock 30mm
& 70mm Cylinder

Code: A5544D55



M5 Sliding Hook Lock

Code: A55535



Welka Hinges Door Lock
20mm & 55mm Cylinder

Code: A5 543WS (-30)



Iseo Sliding
Hook Lock 769202

Code: A5 553A



Domus Hinges Door Lock
30mm Without Cylinder

Code: A5545D5



Hinges Door Lock Aus

Code: A5 543AD5



M5 60mm Body Lock
Brass Forend

Code: WA 909-A1PB



M5 60mm Body Lock
Steel Forend

Code: WA 909-A1SN



Hi Tech



Hi-tech Door Lock
& Cylinder

Code: WA909-2C

Hi Tech



Hit-tech Door Lock
& Cylinder

Code: WA909-3C

ISEO



Iseo Hinges Door Lock
20mm & 55mm Cylinder

Code: AS 543A

ISEO



Iseo Hinges Door Lock
30mm & 70mm Cylinder

Code: AS 545A-B

IDOMUS



Electric Door Opener Latch

Code: AS543D-E

IDOMUS



Domus Hinges Door Lock
30mm Without Cylinder

Code: AS545DS

IDOMUS



Domus Roller Lock
30mm Without Cylinder

Code: AS544DS-30

ICSA



ICSA Hinges Door Lock
20mm & 55mm Cylinder

Code: AS543IC

IDOMUS



Domus Roller Lock
20mm & 55mm Cylinder

Code: AS 542DS

IDOMUS



Domus Hinges Door Lock
25mm & 55mm Cylinder

Code: AS 543DS

Briton



Briton Panic Latch 378-E

Code: AS706



Bathroom Indicator Lock

Code: AS 545-IL



M5



M5 55mm Cylinder
With Keys

Code: AS 543D55-55

M5



M5 70mm Cylinder
With Keys

Code: AS543D55-70

M5



M5 72mm Knob Cylinder
Without Key

Code: AS543D55-72W

M5



M5 Bathroom Cylinder
50mm Without Key

Code: AS543D55-55W

DOMUS



Domus Cylinder 54mm

Code: AS 543DA

DOMUS



Domus Cylinder 60mm

Code: AS 545DA

M5



M5 Bathroom 55mm
Cylinder With Keys

Code: AS 543D55

M5



72mm Unequal Cylinder
For Thermal Break

Code: AS 543D55-72T



Brush Available Sizes

3.5mm, 4mm, 4.5mm, 5mm, 6mm, 7mm, 8mm

AS596(ORIGIN)-MM-LENGTH(COLOR)

Sample Code: AS596C-45-300G

Sample Code: AS596S-45-300G

Available Origins: C = China, S = Saudi

Available Colors: W= White, G = Grey, B = Black

**Fly Screen Net (Aluminium)**

Code	Mesh Size	Roll Size	Brand
A5559A-3(color)	18 x 14	3ft x 25m	Bahrain
A5559A-4(color)	18 x 14	4ft x 25m	Bahrain
A5559A-5(color)	18 x 14	5ft x 25m	Bahrain
A5559T-3(color) L	18 x 16	3ft x 20m & 25m	Hi Tech
A5559T-4(color) L	18 x 16	4ft x 20m & 25m	Hi Tech
A5559A-35A(color) L	18 x 16	3ft x 20m & 25m	Hi Tech
A5559A-45A(color) L	18 x 16	4ft x 20m & 25m	Hi Tech

Available Colors: Silver(S), Black(BL), Brown(B)

Code: Basic Code+Brand+Color+Length

Example Code :A5559T4520

Fly Screen Net (Fiber)

Code	Mesh Size	Roll Size	Brand
A5599F-3(color)	18 x 16	3ft x 25m	Hi Tech
A5599F-4(color)	18 x 16	4ft x 25m	Hi Tech

Available Colors: Gray(G), Black(BL), White(P)

PLAIN MDF SHEETS


We'hv China, Malaysia, Thailand MDF Sheets
and we also have Moisture & Fire Resistant MDF Sheets



Plain, Moisture Resistant & Fire Rated MDF Sheets




page
100



Plain MDF Sheets China

- Sheet Size: 120 x 240 cm
- Thickness: 18 mm
- Made-in: China
- Code: WD605-18-F




Plain MDF Sheets Thailand / Malaysia

- Sheet Size: 120 x 240 cm
- Thickness: 3, 4, 6, 9, 12, 15, 18, & 25 mm
- Made-in: Thailand / Malaysia
- Code: WD605-MM-0



Moisture Resistant MDF Sheets

- Sheet Size: 120 x 240 cm
- Thickness: 6, 9, 12, 18 mm
- Code: WD605-MM-MR



Fire Rated MDF Sheets

- Sheet Size: 120 x 240 cm
- Thickness: 6, 12, 18 mm
- Code: WD605-MM-FR





Rich Walnut **RWN** Faced Melamine MDF Sheet

- Size: 122 x 244 cm
- Sides: One-side / Two-sides
- Brands: China, Thai, Malaysian, Indonesian
- Types: Plain, Moisture Resistant, Fire Rated
- Code: WD605-MM-RWN-BRAND-SIDE

Thickness

6MM	9MM	12MM	15MM
18MM	25MM		



Wenge **202** Faced Melamine MDF Sheet

- Size: 122 x 244 cm
- Sides: One-side / Two-sides
- Brands: China, Thai, Malaysian, Indonesian
- Types: Plain, Moisture Resistant, Fire Rated
- Code: WD605-MM-202-BRAND-SIDE

Thickness

6MM	9MM	12MM	15MM
18MM	25MM		



Dark Coca **902** Faced Melamine MDF Sheet

- Size: 122 x 244 cm
- Sides: One-side / Two-sides
- Brands: China, Thai, Malaysian, Indonesian
- Types: Plain, Moisture Resistant, Fire Rated
- Code: WD605-MM-902-BRAND-SIDE

Thickness

6MM	9MM	12MM	15MM
18MM	25MM		



African Mahogany **28** Faced Melamine MDF Sheet

- Size: 122 x 244 cm
- Sides: One-side / Two-sides
- Brands: China, Thai, Malaysian, Indonesian
- Types: Plain, Moisture Resistant, Fire Rated
- Code: WD605-MM-AM-BRAND-SIDE

Thickness

6MM	9MM	12MM	15MM
18MM	25MM		



Chestnut **203** Faced Melamine MDF Sheet

- Size: 122 x 244 cm
- Sides: One-side / Two-sides
- Brands: China, Thai, Malaysian, Indonesian
- Types: Plain, Moisture Resistant, Fire Rated
- Code: WD605-MM-203-BRAND-SIDE

Thickness

6MM	9MM	12MM	15MM
18MM	25MM		



Golden Teak **63** Faced Melamine MDF Sheet

- Size: 122 x 244 cm
- Sides: One-side / Two-sides
- Brands: China, Thai, Malaysian, Indonesian
- Types: Plain, Moisture Resistant, Fire Rated
- Code: WD605-MM-63-BRAND-SIDE

Thickness

6MM	9MM	12MM	15MM
18MM	25MM		



Nagoya Teak **11** Faced Melamine MDF Sheet

- Size: 122 x 244 cm
- Sides: One-side / Two-sides
- Brands: China, Thai, Malaysian, Indonesian
- Types: Plain, Moisture Resistant, Fire Rated
- Code: WD605-MM-JTK-BRAND-SIDE

Thickness

6MM	9MM	12MM	15MM
18MM	25MM		



Red Fantasy **RP** Faced Melamine MDF Sheet

- Size: 122 x 244 cm
- Sides: One-side / Two-sides
- Brands: China, Thai, Malaysian, Indonesian
- Types: Plain, Moisture Resistant, Fire Rated
- Code: WD605-MM-RP-BRAND-SIDE

Thickness

6MM	9MM	12MM	15MM
18MM	25MM		



Sandal Wood **907** Faced Melamine MDF Sheet

- Size: 122 x 244 cm
- Sides: One-side / Two-sides
- Brands: China, Thai, Malaysian, Indonesian
- Types: Plain, Moisture Resistant, Fire Rated
- Code: WD605-MM-907-BRAND-SIDE

Thickness

6MM	9MM	12MM	15MM
18MM	25MM		



Walnut 87
Faced Melamine MDF Sheet

- Size: 122 x 244 cm
- Sides: One-side / Two-sides
- Brands: China, Thai, Malaysian, Indonesian
- Types: Plain, Moisture Resistant, Fire Rated
- Code: WD605-MM-87-BRAND-SIDE

Thickness

6MM	9MM	12MM	15MM
18MM	25MM		



Dark Walnut DWN
Faced Melamine MDF Sheet

- Size: 122 x 244 cm
- Sides: One-side / Two-sides
- Brands: China, Thai, Malaysian, Indonesian
- Types: Plain, Moisture Resistant, Fire Rated
- Code: WD605-MM-DWN-BRAND-SIDE

Thickness

6MM	9MM	12MM	15MM
18MM	25MM		



Brown Wave 502
Faced Melamine MDF Sheet

- Size: 122 x 244 cm
- Sides: One-side / Two-sides
- Brands: China, Thai, Malaysian, Indonesian
- Types: Plain, Moisture Resistant, Fire Rated
- Code: WD605-MM-902-BRAND-SIDE

Thickness

6MM	9MM	12MM	15MM
18MM	25MM		



Ebony 201
Faced Melamine MDF Sheet

- Size: 122 x 244 cm
- Sides: One-side / Two-sides
- Brands: China, Thai, Malaysian, Indonesian
- Types: Plain, Moisture Resistant, Fire Rated
- Code: WD605-MM-201-BRAND-SIDE

Thickness

6MM	9MM	12MM	15MM
18MM	25MM		



Dark Rustic Pear DRP
Faced Melamine MDF Sheet

- Size: 122 x 244 cm
- Sides: One-side / Two-sides
- Brands: China, Thai, Malaysian, Indonesian
- Types: Plain, Moisture Resistant, Fire Rated
- Code: WD605-MM-DRP-BRAND-SIDE

Thickness

6MM	9MM	12MM	15MM
18MM	25MM		



Swedish OAK 435
Faced Melamine MDF Sheet

- Size: 122 x 244 cm
- Sides: One-side / Two-sides
- Brands: China, Thai, Malaysian, Indonesian
- Types: Plain, Moisture Resistant, Fire Rated
- Code: WD605-MM-435-BRAND-SIDE

Thickness

6MM	9MM	12MM	15MM
18MM	25MM		



Ebony Blocks 282
Faced Melamine MDF Sheet

- Size: 122 x 244 cm
- Sides: One-side / Two-sides
- Brands: China, Thai, Malaysian, Indonesian
- Types: Plain, Moisture Resistant, Fire Rated
- Code: WD605-MM-282-BRAND-SIDE

Thickness

6MM	9MM	12MM	15MM
18MM	25MM		



Teak Blocks 281
Faced Melamine MDF Sheet

- Size: 122 x 244 cm
- Sides: One-side / Two-sides
- Brands: China, Thai, Malaysian, Indonesian
- Types: Plain, Moisture Resistant, Fire Rated
- Code: WD605-MM-281-BRAND-SIDE

Thickness

6MM	9MM	12MM	15MM
18MM	25MM		



Fantasy Blocks 801M
Faced Melamine MDF Sheet

- Size: 122 x 244 cm
- Sides: One-side / Two-sides
- Brands: China, Thai, Malaysian, Indonesian
- Types: Plain, Moisture Resistant, Fire Rated
- Code: WD605-MM-801M-BRAND-SIDE

Thickness

6MM	9MM	12MM	15MM
18MM	25MM		



Baby Cherry **BC** Faced Melamine MDF Sheet

- Size: 122 x 244 cm
- Sides: One-side / Two-sides
- Brands: China, Thai, Malaysian, Indonesian
- Types: Plain, Moisture Resistant, Fire Rated
- Code: WD605-MM-BC-BRAND-SIDE

Thickness

6MM	9MM	12MM	15MM
18MM	25MM		



Mahogany Squares **217M** Faced Melamine MDF Sheet

- Size: 122 x 244 cm
- Sides: One-side / Two-sides
- Brands: China, Thai, Malaysian, Indonesian
- Types: Plain, Moisture Resistant, Fire Rated
- Code: WD605-MM-217M-BRAND-SIDE

Thickness

6MM	9MM	12MM	15MM
18MM	25MM		



Squares **217** Faced Melamine MDF Sheet

- Size: 122 x 244 cm
- Sides: One-side / Two-sides
- Brands: China, Thai, Malaysian, Indonesian
- Types: Plain, Moisture Resistant, Fire Rated
- Code: WD605-MM-217-BRAND-SIDE

Thickness

6MM	9MM	12MM	15MM
18MM	25MM		



Sandal Wood **907** Faced Melamine MDF Sheet

- Size: 122 x 244 cm
- Sides: One-side / Two-sides
- Brands: China, Thai, Malaysian, Indonesian
- Types: Plain, Moisture Resistant, Fire Rated
- Code: WD605-MM-907-BRAND-SIDE

Thickness

6MM	9MM	12MM	15MM
18MM	25MM		



Maple Mp2 **22** Faced Melamine MDF Sheet

- Size: 122 x 244 cm
- Sides: One-side / Two-sides
- Brands: China, Thai, Malaysian, Indonesian
- Types: Plain, Moisture Resistant, Fire Rated
- Code: WD605-MM-22-BRAND-SIDE

Thickness

6MM	9MM	12MM	15MM
18MM	25MM		



Tradition OAK **TOK** Faced Melamine MDF Sheet

- Size: 122 x 244 cm
- Sides: One-side / Two-sides
- Brands: China, Thai, Malaysian, Indonesian
- Types: Plain, Moisture Resistant, Fire Rated
- Code: WD605-MM-TOK-BRAND-SIDE

Thickness

6MM	9MM	12MM	15MM
18MM	25MM		



Limonira **APT** Faced Melamine MDF Sheet

- Size: 122 x 244 cm
- Sides: One-side / Two-sides
- Brands: China, Thai, Malaysian, Indonesian
- Types: Plain, Moisture Resistant, Fire Rated
- Code: WD605-MM-APT-BRAND-SIDE

Thickness

6MM	9MM	12MM	15MM
18MM	25MM		



Russian Ash **AS** Faced Melamine MDF Sheet

- Size: 122 x 244 cm
- Sides: One-side / Two-sides
- Brands: China, Thai, Malaysian, Indonesian
- Types: Plain, Moisture Resistant, Fire Rated
- Code: WD605-MM-AS-BRAND-SIDE

Thickness

6MM	9MM	12MM	15MM
18MM	25MM		



Maple **MP2** Faced Melamine MDF Sheet

- Size: 122 x 244 cm
- Sides: One-side / Two-sides
- Brands: China, Thai, Malaysian, Indonesian
- Types: Plain, Moisture Resistant, Fire Rated
- Code: WD605-MM-MP2-BRAND-SIDE

Thickness

6MM	9MM	12MM	15MM
18MM	25MM		



Ivory Ash 1A Faced Melamine MDF Sheet

- Size: 122 x 244 cm
- Sides: One-side / Two-sides
- Brands: China, Thai, Malaysian, Indonesian
- Types: Plain, Moisture Resistant, Fire Rated
- Code: WD605-MM-1A-BRAND-SIDE

Thickness

6MM	9MM	12MM	15MM
18MM	25MM		



Ivory Cherry 127 Faced Melamine MDF Sheet

- Size: 122 x 244 cm
- Sides: One-side / Two-sides
- Brands: China, Thai, Malaysian, Indonesian
- Types: Plain, Moisture Resistant, Fire Rated
- Code: WD605-MM-127-BRAND-SIDE

Thickness

6MM	9MM	12MM	15MM
18MM	25MM		



Washed OAK WOK Faced Melamine MDF Sheet

- Size: 122 x 244 cm
- Sides: One-side / Two-sides
- Brands: China, Thai, Malaysian, Indonesian
- Types: Plain, Moisture Resistant, Fire Rated
- Code: WD605-MM-WOK-BRAND-SIDE

Thickness

6MM	9MM	12MM	15MM
18MM	25MM		



Almond Pear 134 Faced Melamine MDF Sheet

- Size: 122 x 244 cm
- Sides: One-side / Two-sides
- Brands: China, Thai, Malaysian, Indonesian
- Types: Plain, Moisture Resistant, Fire Rated
- Code: WD605-MM-134-BRAND-SIDE

Thickness

6MM	9MM	12MM	15MM
18MM	25MM		



Dark Burl 904 Faced Melamine MDF Sheet

- Size: 122 x 244 cm
- Sides: One-side / Two-sides
- Brands: China, Thai, Malaysian, Indonesian
- Types: Plain, Moisture Resistant, Fire Rated
- Code: WD605-MM-904-BRAND-SIDE

Thickness

6MM	9MM	12MM	15MM
18MM	25MM		



Bird Eye Maple 62 Faced Melamine MDF Sheet

- Size: 122 x 244 cm
- Sides: One-side / Two-sides
- Brands: China, Thai, Malaysian, Indonesian
- Types: Plain, Moisture Resistant, Fire Rated
- Code: WD605-MM-62-BRAND-SIDE

Thickness

6MM	9MM	12MM	15MM
18MM	25MM		



Light Burl 12L Faced Melamine MDF Sheet

- Size: 122 x 244 cm
- Sides: One-side / Two-sides
- Brands: China, Thai, Malaysian, Indonesian
- Types: Plain, Moisture Resistant, Fire Rated
- Code: WD605-MM-12L-BRAND-SIDE

Thickness

6MM	9MM	12MM	15MM
18MM	25MM		



Burl Magic BRL Faced Melamine MDF Sheet

- Size: 122 x 244 cm
- Sides: One-side / Two-sides
- Brands: China, Thai, Malaysian, Indonesian
- Types: Plain, Moisture Resistant, Fire Rated
- Code: WD605-MM-BRL-BRAND-SIDE

Thickness

6MM	9MM	12MM	15MM
18MM	25MM		



Classic Burl 12W Faced Melamine MDF Sheet

- Size: 122 x 244 cm
- Sides: One-side / Two-sides
- Brands: China, Thai, Malaysian, Indonesian
- Types: Plain, Moisture Resistant, Fire Rated
- Code: WD605-MM-12W-BRAND-SIDE

Thickness

6MM	9MM	12MM	15MM
18MM	25MM		



Super Beech 5 Faced Melamine MDF Sheet

- Size: 122 x 244 cm
- Sides: One-side / Two-sides
- Brands: China, Thai, Malaysian, Indonesian
- Types: Plain, Moisture Resistant, Fire Rated
- Code: WD605-MM-5-BRAND-SIDE

Thickness

6MM	9MM	12MM	15MM
18MM	25MM		



Golden Beech GB Faced Melamine MDF Sheet

- Size: 122 x 244 cm
- Sides: One-side / Two-sides
- Brands: China, Thai, Malaysian, Indonesian
- Types: Plain, Moisture Resistant, Fire Rated
- Code: WD605-MM-GB-BRAND-SIDE

Thickness

6MM	9MM	12MM	15MM
18MM	25MM		



Beech 65 / FB Faced Melamine MDF Sheet

- Size: 122 x 244 cm
- Sides: One-side / Two-sides
- Brands: China, Thai, Malaysian, Indonesian
- Types: Plain, Moisture Resistant, Fire Rated
- Code: WD605-MM-FB-BRAND-SIDE

Thickness

6MM	9MM	12MM	15MM
18MM	25MM		



Light Cherry 234 Faced Melamine MDF Sheet

- Size: 122 x 244 cm
- Sides: One-side / Two-sides
- Brands: China, Thai, Malaysian, Indonesian
- Types: Plain, Moisture Resistant, Fire Rated
- Code: WD605-MM-234-BRAND-SIDE

Thickness

6MM	9MM	12MM	15MM
18MM	25MM		



Silver Stains 89 Faced Melamine MDF Sheet

- Size: 122 x 244 cm
- Sides: One-side / Two-sides
- Brands: China, Thai, Malaysian, Indonesian
- Types: Plain, Moisture Resistant, Fire Rated
- Code: WD605-MM-89-BRAND-SIDE

Thickness

6MM	9MM	12MM	15MM
18MM	25MM		



Blue Maple 124 Faced Melamine MDF Sheet

- Size: 122 x 244 cm
- Sides: One-side / Two-sides
- Brands: China, Thai, Malaysian, Indonesian
- Types: Plain, Moisture Resistant, Fire Rated
- Code: WD605-MM-124-BRAND-SIDE

Thickness

6MM	9MM	12MM	15MM
18MM	25MM		



Black 41 Faced Melamine MDF Sheet

- Size: 122 x 244 cm
- Sides: One-side / Two-sides
- Brands: China, Thai, Malaysian, Indonesian
- Types: Plain, Moisture Resistant, Fire Rated
- Code: WD605-MM-41-BRAND-SIDE

Thickness

6MM	9MM	12MM	15MM
18MM	25MM		



Super White SW2 Faced Melamine MDF Sheet

- Size: 122 x 244 cm
- Sides: One-side / Two-sides
- Brands: China, Thai, Malaysian, Indonesian
- Types: Plain, Moisture Resistant, Fire Rated
- Code: WD605-MM-SW2-BRAND-SIDE

Thickness

6MM	9MM	12MM	15MM
18MM	25MM		



Grey GR Faced Melamine MDF Sheet

- Size: 122 x 244 cm
- Sides: One-side / Two-sides
- Brands: China, Thai, Malaysian, Indonesian
- Types: Plain, Moisture Resistant, Fire Rated
- Code: WD605-MM-GR-BRAND-SIDE

Thickness

6MM	9MM	12MM	15MM
18MM	25MM		



Beige 1015 Faced Melamine MDF Sheet

- Size: 122 x 244 cm
- Sides: One-side / Two-sides
- Brands: China, Thai, Malaysian, Indonesian
- Types: Plain, Moisture Resistant, Fire Rated
- Code: WD605-MM-1015-BRAND-SIDE

Thickness

6MM	9MM	12MM	15MM
18MM	25MM		



Orange 55 Faced Melamine MDF Sheet

- Size: 122 x 244 cm
- Sides: One-side / Two-sides
- Brands: China, Thai, Malaysian, Indonesian
- Types: Plain, Moisture Resistant, Fire Rated
- Code: WD605-MM-55-BRAND-SIDE

Thickness

6MM	9MM	12MM	15MM
18MM	25MM		



Milky White W2N Faced Melamine MDF Sheet

- Size: 122 x 244 cm
- Sides: One-side / Two-sides
- Brands: China, Thai, Malaysian, Indonesian
- Types: Plain, Moisture Resistant, Fire Rated
- Code: WD605-MM-W2N-BRAND-SIDE

Thickness

6MM	9MM	12MM	15MM
18MM	25MM		



Dark Pink DP Faced Melamine MDF Sheet

- Size: 122 x 244 cm
- Sides: One-side / Two-sides
- Brands: China, Thai, Malaysian, Indonesian
- Types: Plain, Moisture Resistant, Fire Rated
- Code: WD605-MM-DP-BRAND-SIDE

Thickness

6MM	9MM	12MM	15MM
18MM	25MM		



Light Pink LP Faced Melamine MDF Sheet

- Size: 122 x 244 cm
- Sides: One-side / Two-sides
- Brands: China, Thai, Malaysian, Indonesian
- Types: Plain, Moisture Resistant, Fire Rated
- Code: WD605-MM-LP-BRAND-SIDE

Thickness

6MM	9MM	12MM	15MM
18MM	25MM		



Milky Yellow 37 Faced Melamine MDF Sheet

- Size: 122 x 244 cm
- Sides: One-side / Two-sides
- Brands: China, Thai, Malaysian, Indonesian
- Types: Plain, Moisture Resistant, Fire Rated
- Code: WD605-MM-37-BRAND-SIDE

Thickness

6MM	9MM	12MM	15MM
18MM	25MM		



Red 45 Faced Melamine MDF Sheet

- Size: 122 x 244 cm
- Sides: One-side / Two-sides
- Brands: China, Thai, Malaysian, Indonesian
- Types: Plain, Moisture Resistant, Fire Rated
- Code: WD605-MM-45-BRAND-SIDE

Thickness

6MM	9MM	12MM	15MM
18MM	25MM		



Green 40 Faced Melamine MDF Sheet

- Size: 122 x 244 cm
- Sides: One-side / Two-sides
- Brands: China, Thai, Malaysian, Indonesian
- Types: Plain, Moisture Resistant, Fire Rated
- Code: WD605-MM-40-BRAND-SIDE

Thickness

6MM	9MM	12MM	15MM
18MM	25MM		




Blue 66 Faced Melamine MDF Sheet


- Size: 122 x 244 cm
- Sides: One-side / Two-sides
- Brands: China, Thai, Malaysian, Indonesian
- Types: Plain, Moisture Resistant, Fire Rated
- Code: WD605-MM-66-BRAND-SIDE

Thickness

6MM	9MM	12MM	15MM
18MM	25MM		



Slatwall Making Services with Channels On Any Melamine or High Gloss MDF Sheets



Example Codes

Code	Description	Quantity
WD605-18-DP-F-2	18mm Dark Pink MDF 122 x 244cm 2 Sides	1
AC113-115	Groove making with 11 channels OR	1
AC113-155	Groove making with 15 channels OR	1
AC113-235	Groove making with 23 channels	1

For further information regarding our slatwall making services,
please call us or contact us via e-mail.

Call Now: +971 6 743 9510 **Email:** info@mihhome.com



Ivory Almond 3D080 3D Melamine MDF Sheet

- Size: 122 x 244 cm
- Sides: One-side / Two-sides
- Brands: China, Thai, Malaysian, Indonesian
- Types: Plain, Moisture Resistant, Fire Rated
- Code: WD605-MM-3D80-BRAND-SIDE-X5

Thickness

6MM	9MM	12MM	15MM
18MM	25MM		



White Tally 3D75 3D Melamine MDF Sheet

- Size: 122 x 244 cm
- Sides: One-side / Two-sides
- Brands: China, Thai, Malaysian, Indonesian
- Types: Plain, Moisture Resistant, Fire Rated
- Code: WD605-MM-3D75-BRAND-SIDE-X5

Thickness

6MM	9MM	12MM	15MM
18MM	25MM		



Light Imperial 3D65 3D Melamine MDF Sheet

- Size: 122 x 244 cm
- Sides: One-side / Two-sides
- Brands: China, Thai, Malaysian, Indonesian
- Types: Plain, Moisture Resistant, Fire Rated
- Code: WD605-MM-3D65-BRAND-SIDE-X5

Thickness

6MM	9MM	12MM	15MM
18MM	25MM		



Brown Fall 3D25 3D Melamine MDF Sheet

- Size: 122 x 244 cm
- Sides: One-side / Two-sides
- Brands: China, Thai, Malaysian, Indonesian
- Types: Plain, Moisture Resistant, Fire Rated
- Code: WD605-MM-3D25-BRAND-SIDE-X1

Thickness

6MM	9MM	12MM	15MM
18MM	25MM		



White Fall 3D20 3D Melamine MDF Sheet

- Size: 122 x 244 cm
- Sides: One-side / Two-sides
- Brands: China, Thai, Malaysian, Indonesian
- Types: Plain, Moisture Resistant, Fire Rated
- Code: WD605-MM-3D20-BRAND-SIDE-X1

Thickness

6MM	9MM	12MM	15MM
18MM	25MM		



Dark Grey Sartin 3D40 3D Melamine MDF Sheet

- Size: 122 x 244 cm
- Sides: One-side / Two-sides
- Brands: China, Thai, Malaysian, Indonesian
- Types: Plain, Moisture Resistant, Fire Rated
- Code: WD605-MM-3D40-BRAND-SIDE-X2

Thickness

6MM	9MM	12MM	15MM
18MM	25MM		



Light Grey Sartin 3D45 3D Melamine MDF Sheet

- Size: 122 x 244 cm
- Sides: One-side / Two-sides
- Brands: China, Thai, Malaysian, Indonesian
- Types: Plain, Moisture Resistant, Fire Rated
- Code: WD605-MM-3D45-BRAND-SIDE-X2

Thickness

6MM	9MM	12MM	15MM
18MM	25MM		



Multi Straps 3D60 3D Melamine MDF Sheet

- Size: 122 x 244 cm
- Sides: One-side / Two-sides
- Brands: China, Thai, Malaysian, Indonesian
- Types: Plain, Moisture Resistant, Fire Rated
- Code: WD605-MM-3D60-BRAND-SIDE-X1

Thickness

6MM	9MM	12MM	15MM
18MM	25MM		



Classic Painting 3D70 3D Melamine MDF Sheet

- Size: 122 x 244 cm
- Sides: One-side / Two-sides
- Brands: China, Thai, Malaysian, Indonesian
- Types: Plain, Moisture Resistant, Fire Rated
- Code: WD605-MM-3D70-BRAND-SIDE-X2

Thickness

6MM	9MM	12MM	15MM
18MM	25MM		



Black Text 3D55
3D Melamine Faced MDF Sheet

- Size: 122 x 244 cm
- Sides: One-side / Two-sides
- Brands: China, Thai, Malaysian, Indonesian
- Types: Plain, Moisture Resistant, Fire Rated
- Code: WD605-MM-3D55-BRAND-SIDE-X2

Thickness

6MM	9MM	12MM	15MM
18MM	25MM		



White Text 3D50
3D Melamine Faced MDF Sheet

- Size: 122 x 244 cm
- Sides: One-side / Two-sides
- Brands: China, Thai, Malaysian, Indonesian
- Types: Plain, Moisture Resistant, Fire Rated
- Code: WD605-MM-3D50-BRAND-SIDE-X2

Thickness

6MM	9MM	12MM	15MM
18MM	25MM		



Black Rose 3D35
3D Melamine Faced MDF Sheet

- Size: 122 x 244 cm
- Sides: One-side / Two-sides
- Brands: China, Thai, Malaysian, Indonesian
- Types: Plain, Moisture Resistant, Fire Rated
- Code: WD605-MM-3D35-BRAND-SIDE-X1

Thickness

6MM	9MM	12MM	15MM
18MM	25MM		



Brown Rose 3D30
3D Melamine Faced MDF Sheet

- Size: 122 x 244 cm
- Sides: One-side / Two-sides
- Brands: China, Thai, Malaysian, Indonesian
- Types: Plain, Moisture Resistant, Fire Rated
- Code: WD605-MM-3D30-BRAND-SIDE-X1

Thickness

6MM	9MM	12MM	15MM
18MM	25MM		



Black Mosaic 3D41
3D Melamine Faced MDF Sheet

- Size: 122 x 244 cm
- Sides: One-side / Two-sides
- Brands: China, Thai, Malaysian, Indonesian
- Types: Plain, Moisture Resistant, Fire Rated
- Code: WD605-MM-3D41-BRAND-SIDE-X6

Thickness

6MM	9MM	12MM	15MM
18MM	25MM		



Green Mosaic 3D10
3D Melamine Faced MDF Sheet

- Size: 122 x 244 cm
- Sides: One-side / Two-sides
- Brands: China, Thai, Malaysian, Indonesian
- Types: Plain, Moisture Resistant, Fire Rated
- Code: WD605-MM-3D10-BRAND-SIDE-X6

Thickness

6MM	9MM	12MM	15MM
18MM	25MM		

3D Impressions / Feely Texture Types



Fabric Grain - X1



Wood Grain - X2



Texture - X4



Ash - X5



Mosaic - X6





**UV + Emboss White
High Gloss MDF Sheet**

- Size: 122 x 280 cm
- Thickness: 18 mm
- Code: UV18-0218-WHWF



**White Flowers
High Gloss MDF Sheet**

- Size: 122 x 280 cm
- Thickness: 18 mm
- Code: AGT606-18WF



**Black Flowers
High Gloss MDF Sheet**

- Size: 122 x 280 cm
- Thickness: 18 mm
- Code: AGT605-18BF



**Metallic
High Gloss MDF Sheet**

- Size: 122 x 280 cm
- Thickness: 18 mm
- Code: AGT606-18M



**White + Silver Lines
High Gloss MDF Sheet**

- Size: 122 x 280 cm
- Thickness: 18 mm
- Code: AGT606-18WS



**Black + Silver Lines
High Gloss MDF Sheet**

- Size: 122 x 280 cm
- Thickness: 18 mm
- Code: AGT606-18BS



**Wenge
High Gloss MDF Sheet**

- Size: 122 x 280 cm
- Thickness: 18 mm
- Code: AGT606-18WE



**Teak
High Gloss MDF Sheet**

- Size: 122 x 280 cm
- Thickness: 18 mm
- Code: AGT606-18TE



**Ebony
High Gloss MDF Sheet**

- Size: 122 x 280 cm
- Thickness: 18 mm
- Code: AGT606-18BE





**Beige
High Gloss MDF Sheet**

- Size: 122 x 280 cm
- Thickness: 18 mm
- Code: AGT608-18Y



**Pastel Green
High Gloss MDF Sheet**

- Size: 122 x 280 cm
- Thickness: 18 mm
- Code: AGT-HG-166



**Green
High Gloss MDF Sheet**

- Size: 122 x 280 cm
- Thickness: 18 mm
- Code: AGT608-18G



**Orange
High Gloss MDF Sheet**

- Size: 122 x 280 cm
- Thickness: 18 mm
- Code: AGT608-18O



**Red Gold
High Gloss MDF Sheet**

- Size: 122 x 280 cm
- Thickness: 18 mm
- Code: AGT-HG-63



**Purple
High Gloss MDF Sheet**

- Size: 122 x 280 cm
- Thickness: 18 mm
- Code: AGT608-18P



**Red
High Gloss MDF Sheet**

- Size: 122 x 280 cm & 122 x 244 cm
- Thickness: 18 mm Brands: Turkey & China
- Code: AGT608-18R



**Black
High Gloss MDF Sheet**



- Size: 122 x 280 cm & 122 x 244 cm
- Thickness: 18 mm Brands: Turkey & China
- Code: AGT608-18BL



**White
High Gloss MDF Sheet**

- Size: 122 x 280 cm & 122 x 244 cm
- Thickness: 18 mm Brands: Turkey & China
- Code: AGT608-18W





**White Post-Form
High Gloss MDF Sheet**

- Height: 280 cm
- Width: 40, 45, 60, 65 cm
- Thickness: 18 mm
- Made in: Turkey
- Code: AGT10W



**White + Silver Lines Post-Form
High Gloss MDF Sheet**

- Height: 280 cm
- Width: 18, 30, 40, 60 cm
- Thickness: 18 mm
- Made in: Turkey
- Code: AGT10WS



**Teak Post-Form
High Gloss MDF Sheet**

- Height: 280 cm
- Width: 18, 35, 40, 55, 60 cm
- Thickness: 18 mm
- Made in: Turkey
- Code: AGT10T



**Ebony Post-Form
High Gloss MDF Sheet**

- Height: 280 cm
- Width: 18, 40, 50, 60, 65 cm
- Thickness: 18 mm
- Made in: Turkey
- Code: AGT10E



**Metallic Post-Form
High Gloss MDF Sheet**

- Height: 280 cm
- Width: 18, 35, 40, 55, 60 cm
- Thickness: 18 mm
- Made in: Turkey
- Code: AGT10M



**Red Post-Form
High Gloss MDF Sheet**

- Height: 280 cm
- Width: 18, 30, 35, 40, 45, 55, 65 cm
- Thickness: 18 mm
- Made in: Turkey
- Code: AGT10R



**Red + White Slot
Post-Form High Gloss MDF Sheet**

- Height: 280 cm
- Width: 18, 30, 35, 40, 45, 50, 60 cm
- Thickness: 18 mm
- Made in: Turkey
- Code: AGT15RW



**AGT OAK Matte
Post-Form MDF Sheet**

- Height: 280 cm
- Width: 18, 30, 35, 40, 45, 50, 60, 65 cm
- Thickness: 18 mm
- Made in: Turkey
- Code: AGT01WO



**Metallic + White Slot
Post-Form High Gloss MDF Sheet**

- Height: 280 cm
- Width: 18, 30, 35, 40, 45, 60 cm
- Thickness: 18 mm
- Made in: Turkey
- Code: AGT15MW



**AGT Teak Matte
Post-Form MDF Sheet**

- Height: 280 cm
- Width: 18, 30, 35, 40, 45, 50, 55, 60, 65 cm
- Thickness: 18 mm
- Made in: Turkey
- Code: AGT01T



**White + Metallic Slot
Post-Form High Gloss MDF Sheet**

- Height: 280 cm
- Width: 18, 30, 35, 40, 45 cm
- Thickness: 18 mm
- Made in: Turkey
- Code: AGT15WM



**AGT Sour Cherry Matte
Post-Form MDF Sheet**

- Height: 280 cm
- Width: 18, 30, 35, 40, 45, 55, 60, 65 cm
- Thickness: 18 mm
- Made in: Turkey
- Code: AGT01C




**Ebony + Beige Slot
Post-Form High Gloss MDF Sheet**

- Height: 280 cm
- Width: 18, 30, 35, 45, 60, 65 cm
- Thickness: 18 mm
- Made in: Turkey
- Code: AGT15EY



**Teak + Beige Slot
Post-Form High Gloss MDF Sheet**

- Height: 280 cm
- Width: 18, 30, 40, 45, 50 cm
- Thickness: 18 mm
- Made in: Turkey
- Code: AGT15TY



Anti-Scratch & Anti-Finger Print Super Matte HDF Panels

Super matte HDF panels / anti-scratch & anti-finger print
in four colors, available now at MIH stores.



Super Matte



Anti Finger Print




Anti Scratch



Super Matte Anti-Finger Print HDF Panels



page
118



Lava 0338

- Size: 2800 x 1220 mm
- Thickness: 18 mm
- Coated with Anti-scratch & Anti-finger print film
- Code: WD605-18SM1



Super-Matte Anti-Finger Anti-Scratch



Sandgrey 0336

- Size: 2800 x 1220 mm
- Thickness: 18 mm
- Coated with Anti-scratch & Anti-finger print film
- Code: WD605-18SM2



Super-Matte Anti-Finger Anti-Scratch



Sand 0335

- Size: 2800 x 1220 mm
- Thickness: 18 mm
- Coated with Anti-scratch & Anti-finger print film
- Code: WD605-18SM3



Super-Matte Anti-Finger Anti-Scratch



Mangolia 0337

- Size: 2800 x 1220 mm
- Thickness: 18 mm
- Coated with Anti-scratch & Anti-finger print film
- Code: WD605-18SM4



Super-Matte Anti-Finger Anti-Scratch



Lava 0338

- Thickness: 1 mm
- Width: 22 mm
- Length: 100 meters
- Code: WA200-1PVC-0338



Lava 0336

- Thickness: 1 mm
- Width: 22 mm
- Length: 100 meters
- Code: WA200-1PVC-0336



Lava 0335

- Thickness: 1 mm
- Width: 22 mm
- Length: 100 meters
- Code: WA200-1PVC-0335



Lava 0337

- Thickness: 1 mm
- Width: 22 mm
- Length: 100 meters
- Code: WA200-1PVC-0337

PVC Edge Banding Rolls



page
122



Ivory Almond

WA201-MM-3D80



White Tally

WA201-MM-3D75



White Fall

WA201-MM-3D20



Brown Fall

WA201-MM-3D25



Light Imperial

WA201-MM-3D65



Multi Straps

WA201-MM-3D60



Dark Grey

WA201-MM-3D40



Light Grey Stains

WA201-MM-3D45



Classic Painting

WA201-MM-3D70



Black Text

WA201-MM-3D55



White Text

WA201-MM-3D50



Black Rose

WA201-MM-3D35



Ebony Blocks

WA201-MM-282



Teak Blocks

WA201-MM-281



Walnut

WA201-MM-87



Golden Beech

WA201-MM-27



Light Burl

WA201-MM-12L



Wenge

WA201-MM-202



Dark Walnut

WA201-MM-DWN



Ebony

WA201-MM-201



Brown Rose

WA201-MM-3D30



Maple MP2

WA201-MM-22



Ivory Ash

WA201-MM-29



3D White

WA200-MM-3D02



3D Beige

WA201-MM-3D43



3D Traditional Oak

WA200-MM-3D0K



3D Jungle Teak

WA200-MM-3DJTK



3D Grey

WA200-MM-3D16



Orange

WA201-MM-55



Green

WA201-MM-40



Silver Stains

WA201-MM-89



Yellow

WA201-MM-37



Milky White

WA201-MM-W2N



White

WA201-MM-SW2



Red

WA201-MM-4



Grey

WA201-MM-GR



Black

WA200-MM-41

Thickness	Width	Length
0.4 & 1 mm	22 & 44 mm	200 meter
2 mm	50 mm	100 meter



Rich Walnut

WA200-MM-8WN



Wenge

WA200-MM-202



Chestnut

WA200-MM-203



Golden Teak

WA200-MM-63



Sandal Wood

WA200-MM-907



Walnut

WA200-MM-87



Dark Walnut

WA200-MM-0WN



Brown Wave

WA200-MM-502



Ebony

WA200-MM-201



Rustic Pear

WA200-MM-D8P



Swedish Aok

WA200-MM-435



Fantasy Blocks

WA200-MM-801M



Squares

WA200-MM-217



Mahogany Squares

WA200-MM-217M



Baby Cherry

WA200-MM-BC



Beech

WA200-MM-FB



Limonira

WA200-MM-APT



American Aok

WA200-MM-TOK



Russian Ash

WA200-MM-A5



Maple

WA200-MM-22



Ivory Ash

WA200-MM-1A



Ivory Cherry

WA200-MM-127



Washed Oak

WA200-MM-WOK



Almond Pear

WA200-MM-134



Silver Stains

WA200-MM-89



Bird Eye Maple

WA200-MM-62



Burl Magic

WA200-MM-BRL



Classic Burl

WA200-MM-12W



African Mahogany

WA200-MM-28



Super Beech

WA200-MM-5



Golden Beech

WA200-MM-GB



Flame Beech

WA200-MM-65



Red

WA200-MM-4



Pink

WA200-MM-LP/DP



Black

WA200-MM-41



Orange

WA200-MM-55



Green

WA200-MM-40



Blue

WA200-MM-66



Yellow

WA200-MM-37



Milky White

WA200-MM-W2N



White

WA200-MM-SW2



High Gloss Edge Banding Rolls

Thick x Width x Length: 0.4 x 22,44 x 200 / 1 x 22,44 x 200 / 2 x 50 x 100




Red

WA202-MM-18R



Green

WA202-MM-18G



White

WA202-MM-18W



Beige

WA202-MM-18Y



Wenge

WA202-MM-18WE



Teak

WA202-MM-18LE



Black

WA202-MM-18BLK



Black Flower

WA202-MM-18BF



Black Silver Lines

WA202-MM-18BS



White Silver Lines

WA202-MM-18WS



White Flower

WA202-MM-18WF



Metallic

WA202-MM-18M



Ebony

WA202-MM-18E



Red Gold

WA202-MM-18MR



Pastel Green

WA202-MM-18PG



Purple

WA202-MM-18P



Yellow

WA202-MM-18YL



Orange

WA202-MM-18OR

Super Matt Anti Scratch & Anti Finger

Thickness 1 mm / Width 22 mm / Length 100 meter



Lava 0338

WA201-MM-0338



Sandgrey 0336

WA201-MM-0336



Sand 0335

WA201-MM-0335



Magnolia 0337

WA201-MM-0337



**Beech Veneered MDF Sheet
18mm Both-sided**

- Sheet size: 122 x 244 cm
- Thickness: 18 mm
- Code: WD605-18-54



**Beech Veneered MDF Sheet
3mm One-sided**

- Sheet size: 122 x 244 cm
- Thickness: 3 mm
- Code: WD605-3-54



**Mahogany Veneered MDF
Sheet 18mm Both-sided**

- Sheet size: 122 x 244 cm
- Thickness: 18 mm
- Code: WD605-18-51



**Mahogany Veneered MDF
Sheet 3mm One-sided**

- Sheet size: 122 x 244 cm
- Thickness: 3 mm
- Code: WD605-3-51



**OAK Veneered MDF Sheet
18mm Both-sided**

- Sheet size: 122 x 244 cm
- Thickness: 18 mm
- Code: WD605-18-53



**OAK Veneered MDF Sheet
3mm One-sided**

- Sheet size: 122 x 244 cm
- Thickness: 3 mm
- Code: WD605-3-53



**Ash Veneered MDF Sheet
18mm Both-sided**

- Sheet size: 122 x 244 cm
- Thickness: 18 mm
- Code: WD605-18-50



**Ash Veneered MDF Sheet
3mm One-sided**

- Sheet size: 122 x 244 cm
- Thickness: 3 mm
- Code: WD605-3-50



**Ebony Veneered MDF Sheet
18mm Both-sided**

- Sheet size: 122 x 244 cm
- Thickness: 18 mm
- Code: WD605-18-56



**Ebony Veneered MDF Sheet
3mm One-sided**

- Sheet size: 122 x 244 cm
- Thickness: 3 mm
- Code: WD605-3-56



**Teak Veneered MDF Sheet
18mm Both-sided**

- Sheet size: 122 x 244 cm
- Thickness: 18 mm
- Code: WD605-18-52



**Teak Veneered MDF Sheet
3mm One-sided**

- Sheet size: 122 x 244 cm
- Thickness: 3 mm
- Code: WD605-3-52



Beech Veneer Ply Wood

Code: WD600-BH Size: 3x7


Code: WD601-BH Size: 4x8



Super ASH Veneer Ply Wood

Code: WD600-AS Size: 3x7


Code: WD601-AS Size: 4x8



Mahogany Veneer Ply Wood

Code: WD600MG Size: 3x7

Code: WD601MG Size: 4x8



Teak Veneer Ply Wood

Code: WD600-T Size: 3x7


Code: WD601-T Size: 4x8



Oak Veneer Ply Wood

Code: WD600-OK Size: 3x7

Code: WD601-OK Size: 4x8



Ebony Veneer Ply Wood

Code: WD600-EB Size: 3x7

Code: WD601-EB Size: 4x8



Beech FB
Paper Overlay MDF Sheet

- Sheet size: 122 x 244 cm
- Thickness: 3 & 6 mm
- Code: WD605-MM-FB



Baby Cherry BC
Paper Overlay MDF Sheet

- Sheet size: 122 x 244 cm
- Thickness: 3 & 6 mm
- Code: WD605-MM-BC



Canadian Walnut 87
Paper Overlay MDF Sheet

- Sheet size: 122 x 244 cm
- Thickness: 3 & 6 mm
- Code: WD605-MM-87



Chestnut 203
Paper Overlay MDF Sheet

- Sheet size: 122 x 244 cm
- Thickness: 3 & 6 mm
- Code: WD605-MM-203



Dark Coca 902
Paper Overlay MDF Sheet

- Sheet size: 122 x 244 cm
- Thickness: 3 & 6 mm
- Code: WD605-MM-902



African Mahogany MG
Paper Overlay MDF Sheet

- Sheet size: 122 x 244 cm
- Thickness: 3 & 6 mm
- Code: WD605-MM-MG



Cherry 17
Paper Overlay MDF Sheet

- Sheet size: 122 x 244 cm
- Thickness: 3 & 6 mm
- Code: WD605-MM-17



Russian Ash A5
Paper Overlay MDF Sheet

- Sheet size: 122 x 244 cm
- Thickness: 3 & 6 mm
- Code: WD605-MM-A5



Nat Maple MP2
Paper Overlay MDF Sheet

- Sheet size: 122 x 244 cm
- Thicknesses: 3 & 6 mm
- Code: WD605-MM-MP2



Wenge 202
Paper Overlay MDF Sheet

- Sheet size: 122 x 244 cm
- Thickness: 3 & 6 mm
- Code: WD605-MM-202



Ebony 201
Paper Overlay MDF Sheet

- Sheet size: 122 x 244 cm
- Thickness: 3 & 6 mm
- Code: WD605-MM-201



Ebony Blocks 282
Paper Overlay MDF Sheet

- Sheet size: 122 x 244 cm
- Thickness: 3 & 6 mm
- Code: WD605-MM-282



Rustic Pear RP
Paper Overlay MDF Sheet

- Sheet size: 122 x 244 cm
- Thickness: 3 & 6 mm
- Code: WD605-MM-RP



Swedish OAK 435
Paper Overlay MDF Sheet

- Sheet size: 122 x 244 cm
- Thickness: 3 & 6 mm
- Code: WD605-MM-435



Teak Blocks 281
Paper Overlay MDF Sheet

- Sheet size: 122 x 244 cm
- Thickness: 3 & 6 mm
- Code: WD605-MM-281



Fantasy Blocks 801M
Paper Overlay MDF Sheet

- Sheet size: 122 x 244 cm
- Thickness: 3 & 6 mm
- Code: WD605-MM-801M



Brazilian Teak 88
Paper Overlay MDF Sheet

- Sheet size: 122 x 244 cm
- Thickness: 3 & 6 mm
- Code: WD605-MM-88



Bobinga 801
Paper Overlay MDF Sheet

- Sheet size: 122 x 244 cm
- Thickness: 3 & 6 mm
- Code: WD605-MM-801



Classic Burl 12W
Paper Overlay MDF Sheet

- Sheet size: 122 x 244 cm
- Thickness: 3 & 6 mm
- Code: WD605-MM-12W



Ivory Ash 1A
Paper Overlay MDF Sheet

- Sheet size: 122 x 244 cm
- Thickness: 3 & 6 mm
- Code: WD605-MM-1A



Ivory Cherry 127
Paper Overlay MDF Sheet

- Sheet size: 122 x 244 cm
- Thickness: 3 & 6 mm
- Code: WD605-MM-127



Silver Stain 89
Paper Overlay MDF Sheet

- Sheet size: 122 x 244 cm
- Thickness: 3 & 6 mm
- Code: WD605-MM-89



Blue Maple 124
Paper Overlay MDF Sheet

- Sheet size: 122 x 244 cm
- Thickness: 3 & 6 mm
- Code: WD605-MM-124



Grey Paper GR
Paper Overlay MDF Sheet

- Sheet size: 122 x 244 cm
- Thickness: 3 & 6 mm
- Code: WD605-MM-GR



Milky White WP
Paper Overlay MDF Sheet

- Sheet size: 122 x 244 cm
- Thickness: 3 & 6 mm
- Code: WD605-MM-WP



Supper White SW
Paper Overlay MDF Sheet

- Sheet size: 122 x 244 cm
- Thickness: 3 & 6 mm
- Code: WD605-MM-SW



Light Yellow 37L
Paper Overlay MDF Sheet

- Sheet size: 122 x 244 cm
- Thickness: 3 & 6 mm
- Code: WD605-MM-37L



Black BL
Paper Overlay MDF Sheet

- Sheet size: 122 x 244 cm
- Thickness: 3 & 6 mm
- Code: WD605-MM-BL



Orange 55
Paper Overlay MDF Sheet

- Sheet size: 122 x 244 cm
- Thickness: 3 & 6 mm
- Code: WD605-MM-55



Red 45
Paper Overlay MDF Sheet

- Sheet size: 122 x 244 cm
- Thickness: 3 & 6 mm
- Code: WD605-MM-45



Green 40
Paper Overlay MDF Sheet

- Sheet size: 122 x 244 cm
- Thickness: 3 & 6 mm
- Code: WD605-MM-40



Blue 66
Paper Overlay MDF Sheet

- Sheet size: 122 x 244 cm
- Thickness: 3 & 6 mm
- Code: WD605-MM-66



Yellow 37
Paper Overlay MDF Sheet

- Sheet size: 122 x 244 cm
- Thickness: 3 & 6 mm
- Code: WD605-MM-37



Veneer Door Skin 1
Code: SKIN-Veneer CODE-1



Veneer Door Skin 2
Code: SKIN-Veneer CODE-2



Veneer Door Skin 3
Code: SKIN-Veneer CODE-3



Veneer Door Skin 4
Code: SKIN-Veneer CODE-4



Veneer Door Skin 5
Code: SKIN-Veneer CODE-5



Veneer Door Skin 6
Code: SKIN-Veneer CODE-6



Veneer Door Skin 7
Code: SKIN-Veneer CODE-7



Veneer Door Skin 8
Code: SKIN-Veneer CODE-8



PC
Primer Coat



WALNT
Walnut



BH
Beech



MGOHAG
Mohagany



ASH
Ash



TK
Teak



WO
Oak



EBONY
Ebony



AGT Door Leaf Teak
Size: 91 x 215 & 91 x 215cm
Code: AGT-D-TL-Size



AGT Door Leaf Teak
Size: 91 x 215 & 91 x 215cm
Code: AGT-D-TL-Size



AGT Door Leaf Teak
Size: 91 x 215 & 91 x 215cm
Code: AGT-D-TL-Size



AGT Door Leaf Teak
Size: 91 x 215 & 91 x 215cm
Code: AGT-D-TL-Size



AGT Door Leaf Bosse
Size: 86 x 215 cm
Code: AGT-D-BL



AGT Door Walnut
Size: 86x215, 91x215, 96x215cm
Code: AGT-D-WL



AGT Door Leaf Ebony
Size: 86 x 215 cm
Code: AGT-D-EL



AGT Door Leaf Ebony
Size: 86 x 215 cm
Code: AGT-D-EL






**Solid Chipboard
Normal**

Code: WD604-sizeC-S

Code	Size
WD604-33C-S	33mm
WD604-38C-S	38mm
WD604-44C-S	44mm
WD604-54C-S	54mm



**Tubular Door Core
German & Chinese**

Code: WD604-33 C=China

Code	Size
WD604-33	33mm
WD604-38	38mm
WD604-33 C	33mm
WD604-38 C	38mm



**Fire Rated
Solid Chipboard**

Code: WD604-(MM)C-SF

Size	Controlled Spread of Fire
44mm	30, 60, 90 & 120 minutes
54mm	30, 60, 90 & 120 minutes
64mm	30, 60, 90 & 120 minutes





Marine Ply Wood


Code: WD603-Thickness-SM

Available Thicknesses

12mm

18mm

SM-S = Supreme Quality
SM = Normal Quality



Commercial Ply Wood

Code: WD603-Thickness

Available Thicknesses

3mm

4mm

6mm

9mm

12mm

15mm

18mm

25mm

28mm

H = China
without H = Malaysia



Block Boards

Code: WD603-Thickness-RC

Available Thicknesses

12mm

18mm

C = Commercial Block Board





Main T Bar

Code: FC100-G-MT



Cross T

Code: FC100-G-CC60



Wall Angle

Code: FC100-G-ANGLE



Cross T

Code: FC100-G-CC120



Main T Bar

Code: FC100-G-MT-A



Cross T with Alloy Lock

Code: FC100-G-CC60-A



Wall Angle

Code: FC100-G-ANGLE



Cross T with Alloy Lock

Code: FC100-G-CC120-A



FC100-G-154



FC100-G-0996



FC100-G-567



FC100-G-568



FC100-G-569



FC100-G-570



FC100-G-571



FC100-G-572




Quantity Measurement / 100 meters


Tiles	Main T Bar	Cross T 60	Cross T 120	Wall Angle
277 pcs	22.5 pcs	130 pcs	130 pcs	22.5 pcs



Aluminium False Ceiling
FC100-A (Design Code)




Aluminium False Ceiling
FC100-A (Design Code)



Aluminium False Ceiling
FC100-A (Design Code)



False Ceiling Set
Set



Angle
FC-100-A-ANGLE



Channel Joiner
FC100-A-JOINT



Hanging Clip
FC100-A-HC



Clip
FC100-A-C



Main T Hanging Clip
FC100-A-MT



Light Clip
FC100-A-LIGHT



Gypsum Board Regular

Thickness: 9mm, 12mm


Code: GB100



Gypsum Board Fire Resistant

Thickness: 9mm, 12mm

Code: GB100-FR



Gypsum Board Moisture Resistant

Thickness: 9mm, 12mm

Code: GB100-MR



Gypsum Board Channel

Code	Detail	Size
GB	100 - 12	4 x 8
GB	100 - 16	4 x 8

Gypsum Board Regular

Code	Size 1	Size 2
GB100MM	9mm	12mm

Gypsum Board Fire Resistant

Code	Size 1	Size 2
GB100MM-FR	9mm	12mm

Gypsum Board Moisture Resistant

Code	Size 1	Size 2
GB100MM-MR	9mm	12mm



Usage Photo



Usage Photo



Stud

Code: GB 100-STUD



Joint Compound

Code: GB 100-JC



Wall Angle 20x20

Code: GB 100-WA



Track 70x25

Code: GB 100-Track



Track 50x25

Code: GB 100-Track-S



Furring Channel 75x25

Code: GB 100-Furring



Channel 40x10

Code: GB 100-MC



Gypsum Powder

Code: GB 100-GP




Mesh Tape

Code: GB 100-MT



Corner Metal Tape

Code: GB 100-CT



Cement Board

Code: GB100 MM

Sizes: 6mm, 9mm, 18mm



Calcium Silicon Sheets

Code: GB100 MM C

Sizes: 6mm, 9mm, 18mm

SOLID WOOD

Scan QR code to check available bundles & their packing list online.



Mahogany Wood

Basic code: WD805M



Red Meranti

Basic code: WD8(size)



Romanian White Wood

Basic code: WD960-(size)R



Abalon Beech Wood

Basic code: WD805-BCH-A



Red Oak

Basic code: WD805-ROK



Ash Wood

Basic code: WD805-ASH



Beech Wood

Basic code: WD805-BCH



German KD White Wood

Basic code: WD960-(size)



Iroko Teak Wood

Basic code: WD805-E



Pollmeier Beech Wood

Basic code: WD805-BCH-P



Canadian White Wood

Basic code: WD960-(size)



White Oak

Basic code: WD805-WOK



Sample Packing List

Thick	Width	Length	PCS	CFT	CBM
2 Inch	15 Inch	16 Ft	1	3.33	0.09
2 Inch	14 Inch	16 Ft	1	3.11	0.09
2 Inch	13 Inch	16 Ft	1	2.89	0.08
2 Inch	12 Inch	16 Ft	2	5.34	0.15
2 Inch	11 Inch	16 Ft	2	4.88	0.14
2 Inch	10 Inch	16 Ft	6	13.32	0.38
2 Inch	9 Inch	16 Ft	8	16	0.45
2 Inch	8 Inch	16 Ft	7	12.46	0.35
2 Inch	7 Inch	16 Ft	14	21.84	0.62
2 Inch	6 Inch	16 Ft	7	9.31	0.26
Total			PCS 49	CFT 92.48	CBM 2.61





DOWNLOAD OUR APP

To check Available Stock & Bundles Packing List



Mahogany Wood



Red Meranti



Romanian White Wood

Code	Size
WD805M	6" and Wider
WD805M-10	10" and Wider

Code	Size
WD806	6"
WD808	8"
WD809	9"
WD810	10"
WD812	12"

Code	Size	Code	Size
WD960-12R	1x2	WD960-24R	2x4
WD960-13R	1x3	WD960-210R	2x10
WD960-14R	1x4	WD960-212R	2x12
WD960-15R	1x5	WD960-33R	3x3
WD960-16R	1x6	WD960-44R	4x4
WD960-23R	2x3		





Red Oak

Code	Size
WD805-ROK	6" and Wider
WD805-ROK-10	10" and Wider



Abalon Beech Wood

Code	Size
WD805-BCH-A-2	6" and Wider
WD805-BCH-A-2-XL	10" and Wider



Beech Wood

Code	Size
WD805-BCH	6" and Wider



Ash Wood

Code	Size
WD805-ASH	6" and Wider
WD805-ASH-10	10" and Wider
WD805-ASH-KD	6" and Wider



Canadian White Wood

Code	Size
WD960-206	6" and Wider
WD960-208	8" and Wider
WD960-210	10" and Wider




Iroko Teak Wood

Code	Size
WD805-E	6" and Wider
WD805-E-B	8" and Wider
WD805-E-10	10" and Wider

Pollmeier Beech Wood



Code	Size	Type
WD805-BCH-P-1	6" and Wider	Superior
WD805-BCH-P-2	10" and Wider	Superior 1 Face



German KD White Wood

Code	Size
WD960-12	1x2
WD960-14	1x4
WD960-23	2x3
WD960-24	2x4
WD960-33	3x3
WD960-210	2x10
WD960-212	2x12

White Oak



Code	Size
WD805-WOK	6" and Wider



WH1000-4



WH1000-5



WH1000-6



WH1000-1



WH1000-8



WH1000-9



WH2000-1



WH3000-9



WH2000-1



WH3000-4



WH3000-3



WH3000-2



WH1000-4



WH1000-5



WH2000-2



WH3000-3



WH3000-3



WH3000-8



WH3000-7



WH2000-7



WH3000-6



WH2000-3



Door Oposit Viewer Golden Color
WA120-VIEWER-B



Door Oposit Viewer Silver Color
WA120-VIEWER-S



Hi-tech Door Viewer Golden Color
WA120-VIEWER-G



Two Inch Rubber Door Stopper
WA120-DSR-2



Sawadi Door Stopper
WA120-126



Door Stopper 2-Inch
HD177-2-W



4"x4"3mm Golden Plated Door Hinges
WA135-C-30G



4"x3"2.5mm Silver Plated Door Hinges
WA135-C-30SS



4"x3"2.8mm Wood Door Hinges SN Finish
WA135-C-30SN



Tower Bolt 2" 3" 4"
AS602-Inch



Door Bottom Brush PVC
Code: AS598G-Meter-W



Door Bottom Rubber
Code: AS598-Meter-W



Cuboard Fitting

Code: WA102-PF



Shelf Supporter

Code: WA102-SSW



Shelf Supporter

Code: WA102-SS



Glass Self Spotter

Code: ACS1-SHELF1



Hardware Accessory

Code: WA102-DN



Wood Pin 6, 8, 10

Code: WA102-SIZE



Shelf Supporter

Code: WA102-SS



Hardware Accessory

Code: WA102-DN2



Glass Spacer 15, 20, 30, 100

Code: AS577-GS(SIZE)



L Type Fitting With Cover

Code: WA102-LF-COVER



L Type Fitting

Code: WA102-LF



L Type Fitting with Cover

Code: WA102-LF-COVER



Magnetic Catcher

Code: AC478(BIG)



Small Magnetic Catcher

Code: WA102-S



Big Magnetic Catcher

Code: WA102-B



KD Fitting 35mm

Code: WA102-E




KD Fitting 30mm

Code: WA102-K



KD Fitting 40mm

Code: WA102-F




Cabinet Fitting

Code: AC30-64



Hanger Holder

Code: HD113-R1



Hanger Pipe

Code: AC113-03-PIPE



Stretch Film

Code: SF-1.5



U Hanger Holder

Code: HD113-UHH



Hanger Pipe Oval

Code: AC113-O-PIPE



Normal Bed Fitting

Code: WD100-BCC



Heavy Bed Fitting

Code: WD100-BC1



Screw Cap

Code: WA 111-SC



PU Strip Big

Code: PU 207-BAR-W



PU Strip Small

Code: PU 217-BAR-W



Screw Sticker Cover

Code: WA111-SC-COLOR



G.I L Corner 1" 1.25" 1.5" 2" 3" 4"

Code: WA-(107, 108, 109, 110, 111, 112)



Shelf Bracket 10x12" 12x14" 6x8" 8x10"

Code: WA102-SIZE (e.g. 1012 For 10x12")



Name here

Code: WA101-DR



Cabinet Lock

Code: WA101-139



Cabinet Lock

Code: WA110-808




Cabinet Lock

Code: AC675



WA120-156



WA120-137



WA180-27



WA180-23



WA180-26



WA120-155



WA120-118



WA120-10



WA120-11



WA120-156-5



HD10/12-300SS



WA180-06



WA180-05



WA180-04



WA180-03



WA180-09



WA180-11



WA180-12



WA180-30



WA180-15



WA180-16



WA180-01



WA180-02




WA180-17



WA120-111



WA120-141



WA120-142



WA120-113



WA120-112



WA180-25



WA180-24



WA180-20



WA120-152



WA130-9



WA120-24



WA120-123



WA120-22



WA120-138



WA120-139



WA120-8



WA120-14



WA120-9



WA120-5



WA120-6



WA120-4



WA120-7



WA120-2



WA120-156-G/S



Pu Foam
Code: AS623-FG66



Pu Foam 88
Code: AS623-FG



AGT - Fast Glue
Code: AGT-FG



WA115 - Montage
Code: WA115-MONTAGE



**Montage Kit
Super Grip 380G - 1x24**
Code: WA612-PUR



**895 Silicone S/G
Dowcorning Black**
Code: AC30-SILICON



**813 Silicone
Dowcorning Tube**
Code: AC30-35ILICON



**781 Silicone
Dowcorning Tube**
Code: AC30-25ILICON



**813 Silicone Black
600ml (Sausage)**
Code: AC30-45ILICON



**System 3000
Silicone Black**
Code: AS612T-BL



**System 2000
Silicone**
Code: AS612



**System 1000
Silicone**
Code: AS612



Indian White Glue
B Grade 25 KG

Code: WD2038-250-I-B



BISON KIT - Holland

Code: WA114-BASIN



DURABOND
Adhesive Italy 650ml

Code: WA114-BURABOND



ASMACRYL - Acrylic Silicon
High Performance

Code: AS612AC



AGT - Fast Glue

Code: AGT-FGB



White Glue
1000 KG

Code: WD2038-1000



Silicon Gun

Code: AS623



Silicon Gun Heavy Duty

Code: AS623A



Berral Silicon Gun For Susage

Code: AS623-B



Fisher Plug

Code / Brand	Size
AS5086	6 mm
AS5087	7 mm
AS5088	8 mm
Fischer Italy	6, 7, 8 mm
Classic Italy	6, 7, 8 mm



Wire Nails

Code	Size
HD240034	3/4"
HD24001	1"
HD24001.25	1-2.5"
HD24001.5	1-1/2"
HD24002	2"
HD24002.25	2-2.25"
HD24002.5	2-1/2"
HD24003	3"
HD24004	4"



Nails Lost Head

Code	A mm
HD240034LH	3/4"
HD24001LH	1"
HD24001.25LH	1-2.5"
HD24001.5LH	1-1/2"
HD24002LH	2"
HD24002.25LH	2-2.25"
HD24002.5LH	2-1/2"



Rivet

Colors

White 900	Grey 100	Dark Blue
Wood Tonic	Light Blue	Brown 0001

Code	Size
AS5086	4x8 mm
AS50810	4x10 mm
AS50812	4x12 mm
AS50814	4x14 mm
AS50816	4x16 mm
AS50818	4x18 mm
AS50825	4x25 mm
AS50818	5x8 mm
AS508110	5x10 mm
AS508112	5x12 mm
AS508114	5x14 mm
AS508116	5x16 mm
AS508118	5x18 mm
AS508120	5x20 mm
AS5081A7	3.2x7 mm
AS5081A10	3.2x12 mm
AS5081A11	3.2x14 mm
AS5081A12	3.2x18 mm
AS5081A13	3.2x20 mm
AS5081A14	3.8x8 mm
AS5081A15	3.8x10 mm
AS5081A16	3.8x12 mm
AS5081A17	3.8x14 mm
AS5081A18	3.8x16 mm
AS5081A19	3.8x18 mm
AS5081A20	3.8x20 mm
AS5081A21	3.8x22 mm



Screw Of Gypsum Board

Code	Size
AC18817	6 x 17 mm
AC18819	6 x 19 mm
AC18825	6 x 25 mm
AC18832	6 x 32 mm
AC18838	6 x 38 mm
AC18851	6 x 51 mm
AC18863	6 x 63 mm
AC18876	6 x 76 mm





**Machine Screw
Round Head MS**

Code	Size
HD240H34	3/4"
HD240H1	1"
HD240H1.25	1-2.5"
HD240H1.5	1-1/2"
HD240H2	2"
HD240H2.25	2-2.25"
HD240H2.5	2-1/2"
HD240H3	3"
HD240H4	4"



Machine Screw Flat Head

Code	Size
AS573510S	3/16 x 3/8
AS573513S	3/16 x 1/2
AS573519S	3/16 x 3/4
AS573525S	3/16 x 1
AS573532S	3/16 x 1-1/4
AS573538S	3/16 x 1-1/2
AS573551S	3/16 x 2



Self Typing Screw Flat

Code	Size
AS567913S	8 x 1/2
AS567919S	8 x 3/4
AS567925S	8 x 1/2
AS567932S	8 x 1-1/4
AS567938S	8 x 1-1/2
AS567951S	8 x 2
AS56813S	10 x 1/2
AS56819S	10 x 3/4
AS56825S	10 x 1/2
AS56832S	10 x 1-1/4
AS56838S	10 x 1-1/2
AS56851S	10 x 2
AS56863S	10 x 2-1/2



Self Typing Screw Round

Code	Size
AS569513S	8 x 1/2
AS569519S	8 x 3/4
AS569525S	8 x 1/2
AS569532S	8 x 1-1/4
AS569538S	8 x 1-1/2
AS569551S	8 x 2
AS570913S	10 x 1/2
AS570919S	10 x 3/4
AS570925S	10 x 1/2
AS570932S	10 x 1-1/4
AS570938S	10 x 1-1/2
AS570951S	10 x 2
AS570963S	10 x 2-1/2



Holder Steel Nails

Code	Size
HD240H13	1/2"
HD240H19	3/4"
HD240H25	1"
HD240H32	1 1/2"
HD240H38	1 1/4"
HD240H51	2"
HD240H63	2 1/2"
HD240H76	3"
HD240H102	4"



Wooden Screw Flat Head MS

Code	Size
AS571A25S	10 x 1
AS571A32S	10 x 1-1/4
AS571A38S	10 x 1-1/2
AS571A51S	10 x 2
AS571A63S	10 x 2-1/2
AS571A76S	10 x 3
AS571A102S	10 x 4

Anchor Bolt

Code	Size
AS571M10	10 mm
AS571M8	8 mm



BRITISH KITCHEN

Reliable Kitchen Services

BRITISH IND.
KITCHEN L.L.C.

شركة بريطانية للتصميمات
الداخلية



British Kitchen

**The name of reliable kitchen service provider,
manufacture industry in United Arab Emirates**

We have designed more than 100 of custom kitchens, why not yours?
Let's create your dream together, Whether you want a modern kitchen design
featuring matte appliances or a farmhouse look with wood finishes,
we have a range of options to suit your style and budget.

Phone: +971-6-7483110 Email: info@britishkitchens.com
British Kitchen Ind L.L.C, Near Lucky Round About, Ind Area, Ajman



A-type full overlay 160 degree Opening Soft Closing

M5



HD 196-165N



Close Position



Opening Position

B-type Full Overlay 90 Degree Opening

Hi Tech



AS-585FGV-Big-4



Close Position



Opening Position

C-type Full Overlay 90 Degree Opening Soft Closing

Hi Tech



AS-585FGV-Big-4H



A-type AS-585FGV-Big-4HSS



Opening Position



AS 585



Close Position



Opening Position

Hi Tech



Decoding of Value in the Assembly Diagram

H	Basic Mounting Height of the Hinge Case
D	Door Overlap
K	The Distance to the Cup



A-type Full Overlay 90 Degree Opening



HD 196AL-1



Close Position



Opening Position

A-type Full Overlay 90 Degree Grass



HD 196A-GR



Soft Closing Part
HD 196A-GR-P



Opening Position

A-type Full Overlay 170 Degree Grass



HD 196A-170GR



Soft Closing Part Grass
HD 196A-170GR-P



Opening Position



Hi Tech

Decoding of Value in the Assembly Diagram

H	8mm Door Adjustment +-
----------	------------------------

Opening Angle 110 degree

Depth of hinge cup: 11.3 mm

Diameter of hinge cup: 35 mm

Recommended plank thickness: 16 mm - 25 mm

A-type Full Overlay 110 Degree Opening



HD 196-A



Close Position

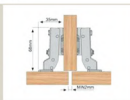


Opening Position

B-type Half Overlay 110 Degree Opening



HD 196-B



Close Position



Opening Position

C-type Insert 110 Degree Opening



HD 196-C



Close Position



Opening Position

Hi Tech

Decoding of Value in the Assembly Diagram

H	Basic Mounting Height of the Hinge Case
D	Door Overlap
K	The Distance to the Cup

Opening Angle 90 degree

Depth of hinge cup: 11.3 mm

Diameter of hinge cup: 35 mm

Recommended plank thickness: 16 mm - 25 mm

A-type Full Overlay 90 Degree Opening



HD 196-Fix-A



Close Position

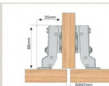


Opening Position

B-type Half Overlay 90 Degree Opening



HD 196-Fix-B



Close Position



Opening Position

C-type Insert 90 Degree Opening



HD 196-Fix-C



Close Position



Opening Position



Hi Tech

Decoding of Value in the Assembly Diagram

H	Basic Mounting Height of the Hinge Case
D	Door Overlay
K	The Distance to the Cup

Opening Angle 110 degree

Depth of hinge cup: 11.3 mm

Diameter of hinge cup: 35 mm

Recommended plank thickness: 16 mm - 25 mm

A-type Full Overlay 165 Degree Opening



HD 196-165A



Close Position

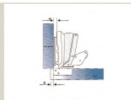


Opening Position

B-type Half Overlay 165 Degree Opening



HD 196-165B



Close Position



Opening Position

C-type Insert 165 Degree Opening



HD 196-165C



Close Position



Opening Position

Concealed Hinges 90 Degree Soft Closing



page
162

Hi Tech

Decoding of Value in the Assembly Diagram

H	Basic Mounting Height of the Hinge Case
D	Door Overlap
K	The Distance to the Cup



Opening Angle 90 degree

Depth of hinge cup: 11.3 mm

Diameter of hinge cup: 35 mm

Recommended plank thickness: 16 mm - 25 mm

A-type Full Overlay 90 Degree Opening Soft Closing



HD 196-A-H



Close Position



Opening Position

B-type Half Overlay 90 Degree Opening Soft Closing



HD 196-B-H



Close Position



Opening Position

C-type Insert 90 Degree Opening Soft Closing



HD 196-C-H



Close Position



Opening Position

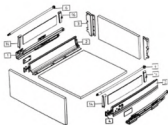
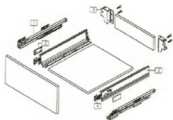
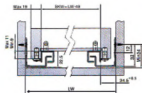



NAKALEE
Kitchen Hardware

**Drawer Slider Set
Soft Closing**

Code: A5900-NAK-SIZE(SW)

SIZES / mm		
400	450	500





page
164



Hettich Runner Drawer Sliding Set

Code: HT900-SIZE(S)

SIZES / mm

470



Grass Drawer Sliding Set

Code: AS900-GR-SIZE(S)

SIZES / mm

400

450

500



Blum - Drawer Slider Soft Closing

Code: AS900-BLUM-SIZE(S)

SIZES / mm

500



Push to Open Slider

Code: AS900-SIZE(PUS)


SIZES / mm		
400	450	500



Push to Open Ball Slider

Code: AS900-BAL-SIZE(P-C)

SIZES / mm		
400	450	500



Box Type Drawer Slider

Code: AS900-SIZE(B)

SIZES		
100 x 450	100 x 500	100 x 550



Box Type Drawer Slider

Code: AS900-SIZE(D)

SIZES		
80 x 450	80 x 500	80 x 550



Drawer Slider

Code: AS900-SIZE(P)

SIZES / mm		
300	350	400
450	500	550
600		



Heavy Duty Drawer Slider

Code: AS900-SIZE(H)

SIZES / mm		
250	300	350
400	450	500
550	600	



Heavy Duty Drawer Slider Soft Closing


Code: AS900-SIZE(HSC)

SIZES / mm		
300	350	400
450	500	550
600		



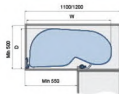
Lazy Susan Corner Basket

Code: KA05



Kidney Corner Basket

Code: KA-HIGL-01



Multi Basket

Code: KA10



Mini Basket

Code: KA02



Under Sink Basket

Code: KA15



Pull Down Basket

Code: KA



Pull Down Basket

Code: KA 18-1



Spice Rack

Code: KA-HIGL-06,07,08





page
168



Half Pantry Unit
Code: KA-HIGL-03



Pull Out Basket Turn Left / Right
Code: KA18



Pole Basket
Code: KA-POLE



Dish Holder Inside Cabinet
Code: KA3



Magic Corner
Code: KA01





blum



BL196-UPLIFT



KA-AVENTOS-M



KA-AVENTOS-SD-M



KA-AVENTOS-SD-B



KA-AVENTOS-A



KA-AVENTOS-A



HT900-TU

Hettich



HT900-LU

Hi Tech

KA-100-HS



KA-100-H



KA-100-SB



KA-100-HA




KA-100-SS



KA-100-DR



KA-100-B5



KA-100-LB

**Rustic Pear**

Code: AC501-053

**New Gray Karara**

Code: AC501-021

**Cherry**

Code: AC501-067

**Classic Beige**

Code: AC501-066

**Red Carara**

Code: AC501-022

**Beige**

Code: AC501-1015

**Beige Marble**

Code: AC501-030

**Light Beige Marble**

Code: AC501-057

**Beige Marble (1414A)**

Code: AC501-1414

**Dark Beach**

Code: AC501-006

**Pink Pear**

Code: AC501-070

**Maple (045)**

Code: AC501-045

**HPL (049)**

Code: AC501-049

**Light Beige Marble (057)**

Code: AC501-057

**Pink Tutifruti (057)**

Code: AC501-099



Brown Marble

Code: AC501-058



Maple (066)

Code: AC501-066



Beige Color 1015

Code: AC501-1015



Light Beige Marble

Code: AC501-057



Beige Marble (803)

Code: AC501-030



Gray

Code: AC501-504A



Light Green

Code: AC501-145



Yellow Box (Moasic Tiles)

Code: AC501-218



Chocolate Brown Box (217)

Code: AC501-217



Bulw Wood Boxes

Code: AC501-060



Pink Square

Code: AC501-060A




Gree Tree

Code: AC501-033



Light Green Boxes

Code: AC501-054



White (9010)

Code: AC501-9010



Original Beige

Code: AC501-1015



Mohagany Magic

Code: AC501-8848



Mohagany

Code: AC501-8828




Black Circle

Code: AC501-113




Black Small Flower

Code: AC501-114



Walnut

Code: AC501-119




3d Mohagni

Code: AC501-120



Light Green

Code: AC501-145




Red Snak

Code: AC501-107



Black Snak

Code: AC501-109



White Snak

Code: AC501-060



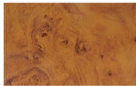
White With Silver line

Code: AC501-122



Black With Silver line

Code: AC501-123



Blur Magic

Code: AC501-BM



Saudi Wood

Code: AC501-SW



Thermocol Sheet

Code: AC501-Thermo-Thick 15, 22 & 50mm



Three Way Plastic Conner
Inside Black (8011)

Code: AC51-3BL



Three Way Plastic Conner
for Star Wood

Code: AC51-3SP



Three-way Starwood
Brown Plastic Conner

Code: AC51-3SB



Plastic Angle
Inside Fitting 20011

Code: AC51-ANGLE



Plastic Angle Classic
Hook Section / Colors

Code: AC51-CB-COLOR



Plastic Angle
Hook Section / Colors

Code: AC51-H-COLOR



Plastic Conner
for 2758 / Colors

Code: AC51-V-S-COLOR



V Plastic Conner for
Double Classic / Colors

Code: AC51-V-B-COLOR



Two Way Plastic Conner
Inside

Code: AC51-2PL



Two Way Degree
Plastic Conner

Code: AC51-135S



Four Way Plastic Conner
Inside

Code: AC51-4PL



Three Way
Plastic Conner / Colors

Code: AC51-3PL-COLOR




Plastic Conner
AC51-135B

Code: AC51-135B



Plastic Conner
for AC51-ANGLE-IRON

Code: AC51-ANGLE-IRON



Plastic Angle
for 20004

Code: AC51-DC-COLOR



Plastic Angle
for 20004 & 02758

Code: AC51-ANGLE-AE

Available Colors



White R010



Black



Beige 1015



Brown



Maroon B004



Silver



AS501-S-04



AS501-S-05



AS501-S-06



AC500-Color-AT



AC500-Color-CT



AC500-Color-KT



AC500-Color-AT



AC500-Color-CT



AC500-Color-KT




AS501-S-02



AS501-S-01



AS501-S-03



AS501-S-02



AS501-S-01



AS501-S-03



LED Flex 150 Lights
5 meter

Code: FI-LIGHT-NON-WP



LED Flex 150 Lights
5 meter Waterproof

Code: FI-LIGHT-WP



Driver PF LED Flex
12w Supply

Code: FI-LIGHT-DRIVER



White Sport Light
9 Lights

Code: FI-SPOTLIGHT-W



Extra Cables
1 or 2 Side Connectors

Code: FI-LIGHT-EX-CABLE



Halogen 1000w
China Light

Code: EL325-1000CH



High Bay LED Light
90w

Code: FI-LIGHT-H-BAY



Sport Light

Code: FI-LIGHT-LED



Name Will Be Here

Code: EL325-1000CH




Name Will Be Here

Code: EL325-1000CH



Flexi Track

Code: FLEXI-TRACK-2METER



Flush Mount Channel

Code: MOUNT-CHANNEL-2METER



Euro Socket

Code: EUBIC-USB-SOCKET



T Right Side

Code: EUBIC-T-KIT-RIGHT



T Left Side

Code: EUBIC-T-KIT-Left



End Cap

Code: END-CAP



Flush Wall Channel

Code: FLUSH-CHANNEL-2METER



Medline Connector

Code: JOINER-2-W



Glue For Solid Surface 250ML

Code: AC-SOLID-GLUE-COLOR



Gun For Solid Surface Glue

Code: AC-SOLID-GUN-250ML



Solid Surface Midnight Black
3600 x 760 x 12 mm

Code: AC-SOLID-SLB-NTY




Solid Surface Black & White
3600 x 760 x 12 mm

Code: AC-SOLID-SLB-CHP




Solid Surface Cream
3600 x 760 x 12 mm

Code: AC-SOLID-SLB-CRM



Solid Surface Snow White
3600 x 760 x 12 mm

Code: AC-SOLID-SLB-SWH




Solid Surface Ultra Grey
3600 x 760 x 12 mm

Code: AC-SOLID-SLB-UGR




Solid Surface Royal Beige
3600 x 760 x 12 mm

Code: AC-SOLID-SLB-RGB



Solid Surface Ginger Beige
3600 x 760 x 12 mm

Code: AC-SOLID-SLB-GBG




Solid Surface Dusty Gravel
3600 x 760 x 12 mm

Code: AC-SOLID-SLB-DGR



Solid Surface Seaweed Green
3600 x 760 x 12 mm

Code: AC-SOLID-SLB-SGR



Solid Surface Blossom White
3600 x 760 x 12 mm

Code: AC-SOLID-SLB-WHT



Glue For Solid Surface 50 ML
Code: AC-SOLID-GLUE-COLOR



Gun For Solid Surface Glue
Code: AC-SOLID-GUN-50ML



Code: AC499-1-60LP (P for Pyramis I for Diamond)



Dimension:
(W x H) 1200 x 500mm

Code: AC499-2-120ALP

(P) for Pyramis
(I) for Diamond



International Sink 2B 1D



Dimension:
(W x H) 1200 x 1000mm

Code: AC499-2-1200LP

(P) for Pyramis
(I) for Diamond



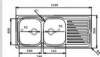
International Sink 2B 1D



Dimension:
(W x H) 1500 x 500mm

Code: AC499-2-150P

(P) for Pyramis
(I) for Diamond



Amaltia 2B 1D



Dimension:
(W x H) 1000 x 500mm

Code: AC499-1-1000LP

(P) for Pyramis
(I) for Diamond



International 1B 1D



Dimension:
(W x H) 1000 x 1000mm

Code: AC499-1-1000LP

(P) for Pyramis
(I) for Diamond



Amaltia Plus 1B 1D



Dimension:
(W x H) 1000 x 500mm

Code: AC499-1-1000LP

(P) for Pyramis
(I) for Diamond



Layon 1B 1D



Dimension:
(W x H) 800 x 450mm

Code: AC499-1-80P

(P) for Pyramis
(I) for Diamond



CA1 Sink



Dimension:
(W x H) 1200 x 1000mm

Code: AC499-2-1200LP

(P) for Pyramis
(I) for Diamond



Layon 2B 1D



Dimension:
 (W x H) 500 x 500mm
 Basins (W x H x D):
 340 x 400 x 170mm
 380 x 270 x 135mm
 Ref: 12128019
 Code: AC499-2-1307



PREMIUM 1 1/2 B 1D



Dimension:
 (W x H) 800 x 500mm
 Basins (W x H x D):
 340 x 400 x 200mm
 Ref: 12128068
 Code: AC499-2-847



PREMIUM 2B



Dimension:
 (W x H) 840 x 440mm
 Basins (W x H x D):
 340 x 340 x 140mm
 Ref: 10118013
 Code: AC499-2-847



DR 80 2B



Dimension:
 (W x H) 1140 x 500mm
 Basins (W x H x D):
 340 x 400 x 170mm
 Ref: 10119985
 Code: AC499-2-11407



PREMIUM 2B 1D



Dimension:
 (W x H) 1140 x 500mm
 Basins (W x H x D):
 340 x 400 x 170mm
 Ref: 12129068
 Code: AC499-2-11407



CLASSIC 2B 1D



Dimension:
 (W x H) 1440 x 500mm
 Basins (W x H x D):
 340 x 400 x 170mm
 Ref: 10123005
 Code: AC499-2-11407




UNIVERSO 2B 1D



Overall Dimension:
 (W x H) 1140 x 500mm
 Basins (W x H x D):
 340 x 400 x 170mm
 Ref: 10124067
 Code: AC499-2-11407



BASICO 2 B 1D



Dimension:
 (W x H) 830 x 830mm
 Basins (W x H x D):
 340 x 400 x 187mm
 Ref: 10118065
 Code: AC499-2-837



INSET CORNER SINK



Dimension:
 (W x H) 1440 x 500mm
 Basins (W x H x D):
 340 x 400 x 170mm
 380 x 270 x 135mm
 Ref: 10119981
 Code: AC499-2-1407



INSET 2 1/2 BOWL 1 DRAINER



ERC Only Bowl



BAHIA 1B PLUS



STYLO 1B



BASICO 500



LUX 1B 1D 86



CLASSIC 1B 1D RHD



UNIVERSO 1B 1D 86



DR 80 1B 1D



Basico 2B 79



Teka Single Lever Mixer

Code: AC498-1097T



High Spout Kitchen Tap MZX

Code: AC498-936T



Teka Mixer ARK-938

Code: AC498-577T



Mixer In 915

Code: AC498-943T



VKT 938

Code: AC498-643T



AUK 913

Code: AC498-431T



IN 995

Code: AC498-336T



MTP 025

Code: AC498-319T



Kitchen Sink Disposer TR 50

Code: AC498-936T



Teka MY 202 Sink Mixer
Code: AC498-1484T



High Spout Kitchen Tap MZX
Code: AC498-1457T



MVX Electronic Teka Sink Mixer
Code: AC498-5774T



Teka Sink Mixer Fo 915
Code: AC498-569T



MAT Pull Out Teka Sink
Code: AC498-239T



Teka Sink Mixer IC 915
Code: AC498-1037T



Teka Sink Mixer MTR 025
Code: AC498-319T



Teka Sink Mixer MTP 978
Code: AC498-454T



Teka Sink Mixer ML
Code: AC498-109T



IZ 6415 Induction Hob

Code: TE300-IZ6415

60cm Built-in Induction Cooktop
4 stoves & MultiSlider touch control
IZ frontal Bevelled
Cooking time programmer
Stop & Go function and much more



IR 9530 Induction Hob

Code: TE300-IR9530

90 cm induction hob
5 stoves / Frameless glass
Touch control slider
Cooking time programmer
Independent programmer of each cooking zone



IRS 641 Induction Hob

Code: TE350-IRS641

White finish 60 cm induction hob
4 cooking zones
Slider touch control panel
Bevelled glass
Power function, Low temp function & more





TR 6415 Ceramic Glass Hob

Code: TE300-TR6415

Electric Hob
Bevelled glass 60cm vitroceramic hob
4 stoves
Burst of cooking function
Touch control panel



TR 951 Vitroceramic Hob

Code: TE300-TR951

Electric Hob
Bevelled glass 90cm vitroceramic hob
Stop and Go mode
5 cooking zones
Burst of cooking function
Touch control panel



VT CM Vitroceramic Hob

Code: TE300-VTCM

Electric Hob
60cm vitroceramic hob
4 cooking zones & Residual heat indicator
Mechanical control panel
Steel frame



CGW 90 5G Ceramic Glass Gas Hob

Code: TE350-CGW905G

Gas typology : LPG (butane/propane)
90 cm gas on glass hob
5 cooking zones
Double gas ring burner
Ceramic glass design
Cast iron grill



EW 90 5G Gas Hob

Code: TE350-EW905G

Gas typology: natural
90 cm gas hob
5 cooking zones
Metal looking frontal knobs
Cast iron grids & Triple ring burner



EFX 90.1 5G Gas Hob

Code: TE350-EFX905G

Gas typology: LPG (butane/propane), natural
90cm Built-in Gas Cooktop
Double ring burner
Metallic and glossy black looking frontal knobs
Cast iron grids


EFX 90 5G AI AL DR Gas Hob
Code: TE350-EFX905G

Gas typology : natural
 90 cm gas hob
 5 cooking zones
 High efficiency burners
 Metal looking frontal knobs


EFX 60.1 4G AI AL DR Gas Hob
Code: TE350-EFX604G

Gas typology : LPG (butane/propane)
 60 cm Gas hob
 Double ring burner
 Metal looking frontal knobs
 4 cooking zones


EX 60.1 4G AI AL DR CI Gas Hob
Code: TE350-EX604G

Gas typology : LPG (butane/ propane)
 60 cm gas hob
 Double ring burner
 Metallic and glossy black looking frontal knobs
 Cast iron grids with a professional look


TR 3220 Ceramic Hob
Code: TE350-TR3220

Electric Hob
 30cm Built-in Modular Vitroceramic Cooktop
 Touch control panel
 Bevelled glass & Security blocking
 Burst of cooking function


EFX 30.1 2G Gas Hob
Code: TE350-EFX302G

Gas typology : LPG (butane/ propane)
 30cm Modular gas hob
 Stainless steel surface
 2 cooking zone
 High Efficiency burners


EFX 30.1 Fryer Hob
Code: TE350-EFX30

Electric Hob
 30cm Built-in Modular Electric Fryer
 Stainless Steel surface
 Metallic and glossy black looking frontal knob
 Overheating cut-off system & 2 electric resistance


EFX 30.1 BBQ Grill Hob
Code: TE350-EFX30BBQ

Electric Hob
 30cm Built-in Modular Electric Barbecue Griller
 Stainless Steel surface & Cast iron grid
 Metallic and glossy black looking frontal knob
 Overheating cut-off system


FS2M 90 GG Freestanding Gas Stove
Code: TE350-FS2M90

90 cm Free Standing Gas Cooker
 Stainless Steel, Auto Ignition, Autolock safety device
 5 gas burner, Oven light, 5 cooking levels
 4 cooking functions including surround cooking
 2 Baking trays, Gross capacity 142 liters


FS2FF 90 GG Freestanding Gas Stove
Code: TE350-FS2FF90

90 cm Free Standing Gas Cooker
 Stainless Steel, Auto Ignition, Autolock safety device
 5 gas burner, Oven light, 5 cooking levels
 4 cooking functions including surround cooking
 2 Baking trays, Gross capacity 142 liters



HLB 830 Multifunction Oven

Code: TE100-HLB830

Hydroclean® PRO cleaning system
Energy Class A+
70 ltr / 15.4 gal capacity
Quick heating mode
Children-proof safety lock



HSB 645 Multifunction Turbo Oven

Code: TE100-HSB645

Hydroclean® PRO cleaning system
Energy Class A+
70 ltr / 15.4 gal capacity
Special features: ECO and thawing modes
Children-proof safety lock



HSB 615 Multifunction Oven

Code: TE100-HSB615

Hydroclean® PRO cleaning system
Energy Class A+
70 ltr / 15.4 gal capacity
Cooking shutdown timer
Special features: ECO and thawing modes



HBB 605 Multifunction Oven

Code: TE100-HBB605

Hydroclean® PRO cleaning system
70 ltr / 15.4 gal capacity
Cooking shutdown timer
6 cooking modes & Quick heating mode
Special features: ECO and thawing modes



HSF 900 Multifunction Oven

Code: TE100-HSF900

Hydroclean ECO cleaning system
Energy Class A+
Capacity : 77/91 litres (net/gross)
7 cooking functions
Deep tray



HSF 924 G Gas Oven

Code: TE100-HSF924

90cm Built-in Gas Oven with Electric Grill
Energy class B
Capacity Gross/Net: 88/69 litres
5 cooking functions
Safety device



ML 822 Grill Microwave Oven

Code: TE200-ML822

Electronic control panel with LED display
9 shortcut menus
Folding Grill
Automatic thawing based on time and weight
Children-proof safety lock



M5 622 Grill Microwave Oven

Code: TE200-M5622

Electronic control panel with LED display
2 shortcut menus
3 cooking modes
Folding Grill & Children-proof safety lock
Automatic thawing based on time and weight



M5 620 Grill Microwave Oven

Code: TE200-M5620

Touch control panel and TFT display
3 shortcut menus
Grill
1 preset
3 cooking modes


NC 980 Teka Hood
Code: TE500-NC980

Glass wing wall-mounted extractor hood
 Up to 637 m³/h Exhaust capacity
 3 extraction speeds + intensive
 LED lamps
 Ultraclean design


DLH 985 Teka Hood
Code: TE500-DLH985

Decorative range hood
 Up to 740 m³/h Exhaust capacity
 3 air extraction levels + intensive
 LED light bar
 Ecopower


DSJ 980 Teka Hood
Code: TE500-DSJ980

90cm Ultraclean Decorative Hood
 Up to 638 m³/h Exhaust capacity
 Push Buttons Control Panel
 2 LED Lamps
 4 Speeds


DBB 90/60 Teka Hood
Code: TE500-DBB90

Pyramidal Decorative Cooker Hood
 Up to 475 m³/h Exhaust capacity
 Push buttons control panel
 Operating Pilot Light
 3 speeds


C 9310 / 6310 Teka Hood
Code: TE500-C9310

90cm Classic Hood
 Up to 254 m³/h Exhaust capacity
 Push buttons control panel (55 models)
 Energy Efficiency class: E
 3 speeds


GFH 73 Teka Hood
Code: TE500-GFH73

Filtering unit extractor hood
 Up to 329 m³/h extraction capacity
 3 speeds
 Halogen bulbs



TG 12 200 No Frost
Integrated freezer

Code: TE400-TG12200

7 separate compartments
High capacity Maxi drawer
Ice bucket tray
Electronic control panel
4 * freezer
Door on door installation
Reversible door
Energy Class : A+
Noise level : 42 dBA
Total gross capacity : 220 litres
Net capacity : 196 litres



TK 12 300
Integrated Refrigerator

Code: TE400-TK12300

Built-in larder
Electronic control panel
Antibacterial system
Safety glass shelves
2 vegetable drawers
Door on door installation
Reversible door
Energy Class : A+
Noise level : 41 dBA
Total gross capacity : 315 litres
Net capacity : 310 litres



C 13 350
Integrated Refrigerator

Code: TE400-C13350

Built-in larder
Electronic control panel
Antibacterial system
Safety glass shelves
2 vegetable drawers
Door on door installation
Reversible door
Energy Class : A+
Noise level : 41 dBA
Total gross capacity : 315 litres
Net capacity : 310 litres



TK 13 145 Integrated Mini Refrigerator

Code: TE400-TK13145

Built-in fridge
Mechanical control panel
Manual defrost
Safety glass shelves
Door on door installation
Reversible door
Energy Class : A++
Noise level : 40 dBA
Total gross capacity : 130 litres
Net capacity (fridge) : 128 litres


**Teka Washer & Dryer Integrated Washing Machine
LSI2 1260**
Code: TE600-LSI21260

- H 825 mm
- W 595 mm
- D 535 mm
- Electronic digital display LCD
- 8 Washing programs
- 2 Dryer programs
- 1-24 hours delay timer
- 6Kg Washing capacity
- 3Kg Drying capacity
- Autolock and child lock
- Fast program 15 min
- Extra rinse & Intense program
- Spinning speeds: 0-400-600-1000-1200
- 32cm wide crystal door, 90-degree opening
- Energy class: B/A/B
- Energy consumption: 4.84 kWh / cycle
- Energy consumption: only washing: 108
- Noise level washing / spinning / drying: 58 / 72 / 57 Db (A)
- Display indicator pilots for: extra rinse, remaining time, delay time, spinning, selected temperature, start/pause
- Stainless steel drum

**Teka Washer & Dryer
Integrated Washing
Machine LI2 1260**
Code: TE600-LI21260

- H 825 mm
- W 595 mm
- D 520 mm
- Electronic digital display LCD
- 11 Washing program 1-24 hours delay timer
- 6Kg Washing capacity
- Autolock and child lock
- Extra rinse, hold & intensive programs
- Stainless steel drum 42 liters, spinning speeds: 0-400-600-800-1000-1200
- 32cm wide crystal door
- Energy efficiency class A++
- Spinning efficiency class: B
- Water consumption: 11,003 liters / year
- Energy consumption: 166 kWh / year
- Noise level washing/spinning: 57/75 dBA


**Teka Free Standing SPA Washing Machine
TKD 1480**
Code: TE600-TKD1480

- H 850 mm
- W 595 mm
- D 565 mm
- Washing capacity 8kg
- 16 Washing programs
- Woolmark certification
- Maximum spin speed: 1400 RPM
- Electronic control panel
- LCD display
- Electronic washing Fuzzy Logic
- Fast program 15 minutes
- Delay timer 1-24h
- Balance control system
- Locking system lack of water or electricity
- Foam control system
- 32cm wide porthole
- Energy class A+++ / B
- Function buttons for: on / off, program, selector, delay programming, temperature spinning exclusion and special functions
- My cycle program
- Special prog: wool, children's clothing 15'


**Teka Free Standing
Washing Machine TK4 1070**
Code: TE600-TK41070

- Washing capacity: 7 Kg
- 16 washing programs
- Maximum spin speed: 1000 rpm
- Electronic control panel with display
- Electronic washing, Fuzzy Logic
- Fast program 15 minutes
- Special programs: children's clothing & 15
- Delay timer 1-24h
- Balance control system
- Locking system, lack of water or power
- Foam control system
- 30 cm wide porthole
- Energy class: A+++ / C

**Teka Free Standing SPA Washing Machine
TK3 1490 WD**
Code: TE600-TK31490

- Free standing washer-dryer
- Washing capacity: 9 kg
- Drying capacity: 6 kg
- 11 washing programmes
- 4 drying programmes
- Electronic control panel
- LED display
- Maximum spin speed: 1400 rpm
- Electronic washing Fuzzy Logic
- Fast program 12 minutes
- Automatic water regulation
- Delay timer 1-24h
- 33 cm wide porthole
- Energy class A/A
- Function buttons for: on/off, delayed programming, extra rinse, spinning selection, fast program and temperature





**Fully Integrated Teka
Dishwasher DW8 80 FI**

Code: TE700-DW880

Electronic control panel
LED display
Fingerprint-proof stainless steel door
Place settings: 13
Washing programs: 10
Washing temp: 36, 45, 55, 65, 70 °C
Delay timer: 1-24h
Dual half load
Fast program 38 minutes
Auto program
Eco program
Third sprayer
5 positions water softener with electronic adjustment
Automatic adjustable upper basket
Back feet adjustment from front
Floating hinges
Energy class: A++/A
Noise level Db(A): 45
Power supply: 220/230 V - 50 Hz



**Fully Integrated Teka
Dishwasher DW8 57 FI**

Code: TE700-DW857

Electronic control panel
LED display
Fingerprint-proof stainless steel door
Place settings: 13
Washing programs: 9
Washing temp: 40, 45, 50, 55, 60, 65 °C
Delay timer: 1-24h
Half load program
Fast program 40 minutes
Auto program
Eco program
Third sprayer
5 positions water softener
Adjustable upper basket
Extra dry
Power wash & express program
Back feet adjustment from front
Floating hinges
Energy class: A++/A
Noise level Db(A): 45
Power supply: 220/230 V - 50 Hz



**Teka Water Heater
EWH 80 H**

Code: TE800-EWH80

Weight 22 kg
Dimension 80 x 46 x 40 cm
Capacity 73 liters
Type: Electric
Special feature: Thermostat settings
Thermometer



**Teka Water Heater
EWH 50 H**

Code: TE800-EWH50

Weight 22 kg
Dimension 80 x 46 x 40 cm
Capacity 46 liters
Type: Electric
Special feature: Thermostat settings
Thermometer



MDF Profiles / Huge Range of Colors

Our MDF Profiles are applied easily and support genuine designs via innumerable color options and practical integration system



Multi Purpose
Profile

Code: AGT-PR00119



Multi Purpose
Profile

Code: AGT-PR00057



Multi Purpose
Profile

Code: AGT-K504



Multi Purpose
Profile

Code: AGT-YP61



Multi Purpose
Profile

Code: AGT-PR04288



18 mm Groove Furniture Door Profile

Code: AGT-1041



18 mm Groove Furniture Door Profile

Code: AGT-1045



8 mm Groove Furniture Door Profile

Code: AGT-131



8 mm Groove Furniture Door Profile

Code: AGT-132



Door Profile for Glass

Code: AGT-1052



8 mm Groove Furniture Door Profile

Code: AGT-1060



8 mm Groove Furniture Door Profile

Code: AGT-1029



8 mm Groove Furniture Door Profile

Code: AGT-101



8 mm Groove Furniture Door Profile

Code: AGT-1037



8 mm Groove Furniture Door Profile

Code: AGT-1031



18 mm Groove Furniture Door Profile

Code: AGT-102



8 mm Groove Furniture Door Profile

Code: AGT-1003 A



8 mm Groove Furniture Door Profile

Code: AGT-1000



8 mm Groove Furniture Door Profile

Code: AGT-1030



8 mm Groove Furniture Door Profile

Code: AGT-1032



8 mm Groove Furniture Door Profile

Code: AGT-1022



Crown and Light Pelmet Profile

Code: AGT-1008



8 mm Groove Furniture Door Profile

Code: AGT-1038



Crown and Light Pelmet Profile

Code: AGT-121



Crown and Light Pelmet Profile

Code: AGT-1007



Crown and Light Pelmet Profile

Code: AGT-1031



Crown and Light Pelmet Profiles

Code: AGT-1006 YU



8 mm Groove Furniture Door Profile

Code: AGT-1004 Y



8 mm Groove Furniture Door Profile

Code: AGT-1018



Kipline Profile

Code: AGT-2009



FLOORING

Adds beauty to your home





WALNUT
WD612-E-WNB



ASH
WD612-E-ASH



MOHAGANI
WD612-E-AM



OAK
WD612-E-OAK



LIGHT TEAK
WD612-L-TK



GLASCO STRIP
WD612-M-GLS



JUNGLE TEAK
WD612-L-JTK



BLACK ASH
WD612-L-BA

Engineering Flooring

Lenght	Width	Thick
122cm	20cm	8mm

Laminated Flooring

Lenght	Width	Thick
90cm	30cm	12mm

SPC Flooring



Waterproof and Dampproof

As the main component of SPC is stone powder, so it performs well with water, and mildew will not happen with high humidity.



Fire Retardant

According to the authorities, 95% of the victims were burned in the fire caused by the toxic fumes & gases. The fire rating of SPC flooring is NFPA CLASS B. Flame retardant, not spontaneous automatic out in 5 sec, won't produce toxic or harmful gases.



No Formaldehyde

DECNO SPC is high quality stone powder & PVC resin, without harmful material such as benzene, formaldehyde, heavy metal.



Dimensionally Stable

Exposed to 80 heat, 6 hours --- Shrinkage < 0.1; Curling < 0.2mm



Superfine Anti-slipping

SPC flooring has special skid resistance and wear resisting layer of the floor. Compared with common floor, SPC flooring has higher friction when it's wet.



Dimension - EN427

5.7" x 48.5"

6.93" x 48.42"

8.66" x 48.42"

8.66" x 59.65"

8.66" x 71.65"

11.7" x 23.7"

Thickness in Total

3.2 - 5.5 mm




WPC Decking & Pergola

WPCs are composite materials made of wood fiber/wood flour and thermoplastic(s) includes PE, PP, PVC etc..


The most widespread use of WPCs is in outdoor deck floors, but it is also used for railings, fences, landscaping timbers, cladding and siding, park benches, molding and trim, window, door frames, and indoor furniture.





WPC Main Decking Red Brown

Two designs in one deck
Function: waterproof
Thickness: 25mm
Width: 150mm
Length: 2900mm
Code: WPC-150B



WPC Main Decking Teak

Two designs in one deck
Function: waterproof
Thickness: 25mm
Width: 150mm
Length: 2900mm
Code: WPC-150T



WPC Multi-Functional Board Red Brown

Two designs in one deck
Thickness: 12mm
Width: 71mm
Length: 2900mm
Code: WPC-71RB



WPC Multi-Functional Board Teak

Two designs in one deck
Thickness: 12mm
Width: 71mm
Length: 2900mm
Code: WPC-71B



WPC Joist

Width: 50mm
Height: 30mm
Length 2900mm
Code: WPC-50T & WPC-50B



Pergola Stand Post Board Teak

Width & Height: 20cm x 20cm
Length 320cm
Weight: 13.8 KG/m
Code: WPC-K200-POST-T



Pergola Beam

Width: 180mm
Height: 80mm
Length 580 cm
Code: WPC-50T & WPC-50-B



Pergola Stand Post Board Red Brown

Width & Height: 20cm x 20cm
Length 320cm
Weight: 13.8 KG/m
Code: WPC-K200-POST-B



WPC Decking & Stainless Steel Starter Clips


Code: WPC-AC(L, Z)

Shower Cabins

We are providing quality shower cabins at good prices,



We are also providing
custom shower cabin services
as per your requirements.





Top Drive E22 Shower Cabin

- Clear 6mm tempered glass bath screen
- 6063 aluminium alloy wall structure
- Zinc alloy handle
- Clear PVC waterproof seal
- Chromed 304 stainless steel shaft
- No shower base
- Wall U channel
- Shaft
- Support frame
- Size: 90 x 90 x 200 cm
- Code: SC-E22



Moloch D42 Shower Cabin

- U shape 6063 aluminium alloy structure rail
- Zinc alloy chromed handle
- Clear 8mm thickness glass
- Clear PVC waterproof seal
- Clear PVC soft magnetic door seal
- Double plastic steel roller with plastic stopper
- Top & down rail way
- Internal wall frame
- Outside wall frame
- Size: 120 x 120 x 200 cm
- Code: SC-D42



Moloch B42 Shower Cabin

- U shape 6063 aluminium alloy structure rail
- Zinc alloy chromed handle
- Clear 8mm thickness glass
- Clear PVC waterproof seal
- Clear PVC soft magnetic door seal
- Double plastic steel roller with plastic stopper
- Top & down rail way
- Internal wall frame
- Outside wall frame
- Size: 120 x 120 x 190 cm
- Code: SC-B42



Norman P22 Shower Cabin

- Stainless steel frame
- Stainless steel wall structure
- Stainless steel handle
- Clear 8mm thickness glass
- Clear PVC waterproof seal
- Clear PVC soft magnetic door seal
- Double plastic steel roller
- Top & down rail way
- Wall frame
- Size: 150 x 200 cm
- Code: SC-P22



Choc 3D Wall Panel

- Size: 650 x 900 mm
- Application: commercial areas, home decoration, public facilities
- Material: natural plant fiber, 100% biodegradable
- Color: original white color, paintable Texture
- Code: WD605-3D-CHOC






Duckweed 3D Wall Panel

- Size: 1000 x 1000 mm
- Application: commercial areas, home decoration, public facilities
- Material: natural plant fiber, 100% biodegradable
- Color: original white color, paintable Texture
- Code: WD605-3D-DUCK



WALLPAPERS

Our large collection of wallpapers allows you to decorate your walls as per your imagination at good prices.






Makita

Makita 10mm Cordless Driver Drill

Code: MK6271DWE

- Capacity: steel - 10 mm, wood - 25 mm
- No load speed: 400-1300 rpm
- Single sleeve keyless chuck
- Ergonomically designed rubberized soft grip
- Weight: 1.5 Kg
- All metal gear construction ensures high transmission durability


Makita Cordless Drill 10 mm

Code: MK6010DW

- Model number: 6010DW
- Steel : 10mm (3 / 8")
- Wood : 10mm (3 / 8")
- Wood screw : 4.5 mm x 20 mm
- No load speed 600 rpm
- Max. fastening torque Hard / Soft : 7 / 5 Nm
- Overall length 227mm (9")
- Overload current limiter protects motor & battery
- Voltage 7.2 v, cordless drill 10mm with 1 x 1.3Ah battery, 1 x charger


Makita Hammer Drill 13 mm 430V

Code: MKNHP1300S

- 230 v 50/60 Hz 13 mm (1 / 2")
- Power input 430 W
- No load speed 0-2,700 rpm
- Blows per minute 0-29,700 bpm
- Metal capacities: 13 mm (1 / 2")
- Wood capacities: 18 mm (3 / 4")
- Concrete capacities: 13 mm (1 / 2")
- Overall length 278 mm (10-7 / 8")
- Net weight 1.7 Kg (3.8 lbs)


Makita High Speed Drill 6.5 mm

Code: MK6501

- High speed
- Sturdy construction
- Compact & lightweight
- Powerful 230W motor


Makita Drill Machine 10 mm

Code: MK6408

- Drilling capacity - steel 10 mm
- Drilling capacity - wood 25 mm
- No load speed 0-2,500 rpm
- Overall dimensions 261 mm
- Net weight 1.4 Kg
- Continuous rating input 530W
- Power supply cord 2.0 m
- Carbon brush 419


Makita Drill Machine Keyless Chuck 10 mm

Code: MK6413

- Drilling capacity - steel 10 mm
- Drilling capacity - wood 25 mm
- No load speed 0-3,400 rpm
- Overall dimensions 234 mm
- Net weight 1.3 Kg
- Continuous rating input 450W
- Power supply cord 2.0 m
- Carbon brush 64

Makita Rotary Hammer Drills & Grinders



page
210



Makita Rotary Hammer 18 mm

Code: MKHR1830

- Model Number: HR1830
- Color: Blue
- Power source corded: Electric
- Volt: 440W



Makita Rotary Hammer 24 mm

Code: MKHR2470

- Continuous rating input: 780W
- Concrete capacity: 24 mm
- Steel capacity: 13 mm wood: 32 mm
- Impacts per minute: 0 - 4,500
- No load speed (J/min): 0 - 1,100/min
- Dimensions (L x W x H): 370 x 84 x 214 mm
- Power supply cord: 2.5 m
- Net weight: 2.9 Kg



Makita Rotary Hammer 24 mm

Code: MKHR2460

- Concrete: 24mm (15 / 16")
- Steel: 13 mm (1 / 2")
- Wood: 32 mm (1-1 / 4")
- Input: 780W
- Blow per minute: 0-4, 500 bpm
- No load speed: 0-1, 100 rpm
- Overall length: 362 mm (14-1 / 4")
- Net weight: 2.5 Kg (5.5 lbs)
- Power supply cord: 2.5m (8.2 ft)



Makita Rotary Hammer 20 mm

Code: MKHR2020

- Model: HR2020
- Max in concrete: 20 mm
- Max in steel: 13 mm
- Max in wood: 32 mm
- Joules: 2.2 Js
- Blows per minute: 0-4,050 bpm
- No Load Speed: 0-1,050 rpm
- Input wattage: 710W
- Net Weight: 2.3 Kg
- Available in 110 & 240 volts



Makita Rotary Hammer With Dust Extraction

Code: MKHR2432

- Model: HR2432
- Volt: 780W
- Hammer only / Rotation only / Hammer & Rotation
- Variable speed and reversible
- Built-in dust collection system
- Chisels can be positioned at 40 different angles
- Easy bit changes with one-touch sliding chuck
- Comfortable vibration-absorbing soft rubber grip
- Maximum capacities: 1" in concrete 1/2" in steel 1-1/4" in wood



Makita Disc Grinder

Code: MKN9500N

- 12,000 rpm for fast work
- Switch is located on tail
- Spindle size: M10 x 1.25
- Stone size: 4"
- Bowl brush size: 3"
- Color: gray, Wt: 1.8 Kg
- Power consumption: 570W
- Can be used with grinding wheel or optional diamond wheel



Makita Angle Grinder

Code: MKGA4034

- Continuous rating input: 720W
- Wheel diameter: 100 mm (4")
- No load speed: (RPM) 11,000
- Dimensions: 265 x 118 x 95 mm
- L x W x H: 10-3/8" x 4-5/8" x 3-3/4"
- Net weight: 1.8 Kg
- Power supply cord: 2.5 m (8.2 ft)



Makita Grinder Machine

Code: MK92075P0

- Continuous rating input: 700W
- Max. capacities abrasive and wood: 180 mm
- Net weight: 3.4 Kg
- No Load Speed: 2,000/4, 100 rpm
- Overall length: 455 mm
- Power supply cord: 2 m
- Spindle thread size: M14 x 2



Makita Angle Grinder 125mm

Code: MKGA5011

- Continuous rating input: 1,050W
- Capacity-depressed center wheel: 125 mm (5")
- Abrasive disc: 125 mm (5")
- Diamond wheel: 125 mm (5")
- No load speed: 11,000 rpm
- Net weight: 2.6 Kg (5.8 lbs)
- Power supply cord: 2.5 m (8.2 ft)
- Overall length: 384 x 139 x 113 mm
- (L x W x H) (15-1/8" x 5-1/2" x 4-7/16")



Makita Jig Saw 18mm 450W

Code: MK4329

- Power 450 W
- Runs per minute 500 - 3,100 cpm
- Length of stroke 18 mm
- New design, with non-slip handle and more power
- Especially light and extremely balanced
- Transparent cutting protector
- Forced air flow over the working area, for a cleaner cut
- Use of saw blades with universal insertion
- Electronic speed controller in 6 positions
- Pendulum system in 4 positions
- With aluminium base, more resistant and durable



Makita Jig Saw With Built-in Job Light

Code: MK4350FCT

- Capacity in wood at 90 degrees 135mm (5.5 / 16")
- Capacity in steel at 90 degrees 10 mm (3 / 8")
- Length of stroke 26 mm (1")
- Strokes per minute (spm) 800 - 2,800
- Dimensions (L x W x H) 236mm x 73mm x 207mm
- Net weight 2.5 Kg (5.5 lbs)
- Power supply cord 2.5 m (8.2 ft)
- 720 W



Makita Circular Saw 180 mm

Code: MK390NB

- Double insulation structure
- Continuous rating input: 900 W
- Blade diameter: 180 mm
- Blade bore: 20 mm
- No load speed: 4,500 rpm
- Overall length: 272 mm
- Power supply cord: 5.0 m



Makita Plunge Cut Circular Saw 165 mm

Code: MK5P6000

- Blade diameter 165 mm
- No load speed 2,000 - 5,800 rpm
- Overall dimensions 341 mm
- Net weight 4.4 kg
- Continuous rating input 1,300 W
- Power supply cord 4.0 m
- Carbon brush 300
- Max cutting capacities - at 90°/56mm at 45°/40mm



Makita Jig Saw Orbital Action

Code: MK4350CT

- Max cut in wood: 135 mm
- Max in steel: 10 mm
- Length of stroke: 26 mm
- Strokes per minute: 800-2,800 spm
- Input wattage: 720 W
- Net weight: 2.6 Kg



Makita Circular Saw 235 mm

Code: MK900NB

- Blade diameter 235 mm
- No load speed 4,100 rpm
- Overall dimensions 380 mm
- Net weight 7.2 kg
- Continuous rating input 2,000 W
- Power supply cord 2.0 m
- Carbon brush 153
- Max cutting capacities: at 90°/85 mm at 45°/60 mm



Makita Circular Saw 185 mm

Code: MK5007N

- Powerful 15 AMP motor
- No load speed of 5800 rpm
- Length 317 mm
- Net weight 5.2 Kg
- Power supply cord 2.5 m
- 1800 W
- Designed to offer smooth operation
- Ideal for all heavy-duty applications



Makita Circular Saw 185 mm

Code: MK5009B

- Overall length 282 mm
- No load speed 4700 rpm
- 2.5 meter long cable
- Power 1050 W
- Blade diameter: 185 mm
- Weight 3.5 Kg

Makita Belt, Finishing & Orbit Sanders



page
212



Makita Orbit Sander

Code: MK9044

- Dust extraction: Outlet / Bag
- Model: 9044
- Net weight: 3 Kg
- Orbit diameter: 5.0 mm
- Pad size: 115 mm x 229 mm
- Power: 600W
- Speed: 6,000 rpm
- Voltage: 230 V
- Corded or cordless: Corded



Makita Finishing Sander

Code: MK6045B

- Orbit diameter: 2.4 m
- Orbits per minute: 10000 opm
- 2.5 meter long cable
- Power: 520W
- Accepts 1/2 sheet sandpaper
- Double insulated
- Weight: 2.6 Kg



Makita Belt Sander 30mm

Code: MK9031

- Belt size: 30 x 533 mm
- Belt speed: 200-1,000 m/min
- Overall dimensions: 380 mm
- Net weight: 2.1 Kg
- Continuous rating input: 550W
- Power supply cord: 2.5 m
- Carbon brush: 411



Makita Angle Drill 13 mm

Code: MKD4A000LR

- Variable 2 - speed
- Reversible
- Angle attachment rotates 360 degrees
- Durable and dust-proof switch features large comfortable trigger
- Durable, long-life, industrial-duty metal gear housing
- Can be used as a straight drill by removing the angle attachment
- Drilling capacities with auger bit in wood: 1-1/2" in low and 1-1/2" in high
- Drilling capacities with self-feed bit in wood: 4-5/8" in low and 2-9/16" in high
- Drilling capacities with hole saw in wood: 6" in low and 4-1/2" in high
- Drilling capacities with twist bit in steel: 1/2"
- Amps: 7.5A (120V)
- No load speed: 0 to 400 RPM in low and 0 to 900 RPM in high
- Overall length: 16-1/4"
- Net weight: 8.8 lbs
- 710W



Makita Finishing Sander 180W

Code: MKB03700



Makita Screw Driver Machine 5mm

Code: MK6821

- Powerful Makita motor for high-speed performance
- In-line design handle for maximum power thrust
- Low noise level
- Adjustable depth locator for consistent screw depth
- Large variable speed trigger
- No load speed: 273 mm
- Power supply cord: 2.0 m
- Drywall screw 5 mm

Makita
Authorised Dealer





Makita Orbit Sander 9064

- Dust extraction: Outlet / Bag
- Model: 9046
- Net weight: 3 Kg
- Orbit diameter: 5.0 mm
- Pad size: 115 mm x 229 mm
- Power: 600W
- Speed: 6,000 rpm
- Voltage: 230 V
- Corded or cordless: Corded



Makita Finishing Sander 9045B

- Orbit diameter: 2.4 mm
- Orbits per minute: 10000 opm
- 2.5 meter long cable
- Power: 520W
- Accepts 1/2 sheet sandpaper
- Double insulated
- Weight: 2.6 Kg



Makita Finishing Sander 180 w

- Makita Finishing Sander 180 w
- Code: MKBO3700



Makita Belt Sander 30 mm 9031

- Belt size: 30 x 533 mm
- Belt speed: 290-1,000 m/min
- Overall dimensions: 380 mm
- Net weight: 2.1 Kg
- Continuous rating input: 550W
- Power supply cord: 2.5 m
- Carbon brush: 411



Angle Grinder

Code: HDA439



Screw Driver

Code: HDA1411



Cordless Drill Driver

Code: HDA2504



Electric Drill

Code: HDA114



Impact Drill

Code: HDA235



Functions Electric Hammer

Code: HDA317



Angle Grinder

Code: HDA436



Blower

Code: HDA903



Router

Code: HDA1205



Circular Saw

Code: HDA608



Power Planer

Code: HDA1009



Marble Cutter

Code: HDA2202



Fly Screen Fitting Roller

Code: AS606



Germany Glass Cutter

Code: AS700-100



Oil Glass Cutter Germany

Code: AS700-4000



Oil Glass Cutter

Code: AS700-100C



Round Cutter Germany 40 & 60cm

Code: AS700-510 (-511 for 60cm)



T Glass Cutter

Code: AS700-Size (60,90,120 cm)



Glass Suction Lifter Bule Handle

Code: AS700-CUP-BRAND (1G)



Glass Suction Lifter Matel Handle

Code: AS700-CUP-BRAND (1G)



M5 Glass Suction Lifter Matel Handle

Code: AS700-CUP-BRAND (M5)



L Sequire

Code: AS700-1-SIZE (105, 135, 250cm)



Digital Warnier Caliper

Code: AS700-2-SIZE (105 & 250cm)



Right Angle

Code: AS700-LA



Top Level

Code: AS604-SIZE



Laser Line Generator Level

Code: AS604-L



Laser Water Level

Code: AS604-W



Magnetic Plumb Bob Angle

Code: AS604-LBOB



Measurement Tape

Code: AS614-5 / 5 meters 16 feets



Half Round File for Alum Cast

Code: AS-CA-SIZE-FILE



Screw Drivers Different Sizes

Code: HD408-SIZE



L Key Set 9 Pieces

Code: AS-9LEY



L Key Set China

Code: HD217-C



Groove Joint Plier

Code: AS608G-PLIER



Iron Hammer

Code: AS608-SIZE



Rubber Hammer

Code: AS608R-SIZE



Silicon & Rivet Guns



Silicon Gun

Code: AS623



Berral Silicon Gun For Susage

Code: AS623-B



Silicon Gun Heavy Duty

Code: AS623A



SRC Air Rivet Gun

Code: AS536A



SRC Rivet Gun 702

Code: AS536



Heavy Duty SRC Rivet Gun 705

Code: AS536H



SRC Rivet Gun

Code: AS536-HR710



SRC Rivet Gun

Code: AS536-HR730



SRC Rivet Gun

Code: AS536-HN02



Air Drill

Code: AS536A-DRILL



**Compressed Air
Duster Gun**

Code: AS536A-DUSTER



Air Impact Wrenches

Code: AC536A-TTER



SDS Hilti Drill Bit

Code: AS605-Thicknes-Lenght
Example Code
AS605-6-170



Concrete Drill Bit Normal

Code: AS603-Thicknes
Example Code
AS603-6 6mm
AS603-8 8mm



Aluminium Drill Bit

Code: AS601-Thicknes-Brand
Example Code
AS601-4D (For 4mm)(Dormer)
AS601-4C (For 4mm)(China)
AS601-4M (For 4mm) Makita



Titanium Coated Drill Bit

Code: AS601-Thicknes-Brand-T
Example Code
AS601-4T (For 4mm)



Freezing Bit

Code: AS601F-Thicknes
Example Code
AS601F-4 (For 4mm)



Coarse Tap Set Hss Flutes

Code: AS605-Size-Brand
Example Code
AS605-3/16D (Dormer)



Freezing Bit Double

Code: AS601FD-Thicknes
Example Code
AS601FD-4 (For 4mm)



Titer Bit

Code: MKTITER-PH-Size
Example Code
MKTITER-1.5 Inch
MKTITER-2 Inch



Glass Bit

Code: AS607-Thicknes
AS607-4 (For 4mm)
AS607-6 (For 6mm)
AS607-8 (For 8mm)



Arbor A6

Code: AS601A2




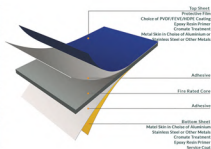
HHS Bimetal Hole Saw For Concealed Hinges

Code: AS601HS-Thicknes
Example Code
AS601HS-25
AS601HS-35



Glass Drill Bit Diamond Coated

Code: AS607-Thicknes-Brand
AS607-20D (For 20mm)
AS607-25D (For 25mm)
AS607-30D(For 30mm)



Non Fire Rated



Fire Rated





AS533-4COMP-30



AS533-4COMP-19



AS533-4COMP-01



AS533-4COMP-02



AS533-4COMP-22



AS533-4COMP-21



AS533-4COMP-29



AS533-4COMP-14



AS533-4COMP-09



AS533-4COMP-15



AS533-4COMP-27



AS533-4COMP-20



AS533-4COMP-08



AS533-4COMP-18



AS533-4COMP-28



AS533-4COMP-17



AS533-4COMP-23



AS533-4COMP-25



AS533-4COMP-10



AS533-4COMP-26



AS533-4COMP-24



AS533-4COMP-30



AS533-4COMP-05



AS533-4COMP-16



AS533-4COMP-07



AS533-4COMP-13



AS533-4COMP-12



AS533-4COMP-04








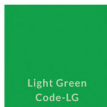



AS533-4COMP-03




AS533-4COMP-11



Code Format: WA786-Thickness-Color
Available Thicknesses: 1.8, 2.8, 4, 5, & 6 mm
With Transmission & Without Transmission





Available Thicknesses 50, 70, 90, & 110 Roll Size 50 Meter



Red Channel Letter
Aluminum Coil
Code: WA787-Size-R



Golden Channel Letter
Aluminum Coil
Code: WA787-Size-GL



Blue Channel Letter
Aluminum Coil
Code: WA787-Size-B



Green Channel Letter
Aluminum Coil
Code: WA787-Size-GR



Silver Channel Letter
Aluminum Coil
Code: WA787-Size-S



Yellow Channel Letter
Aluminum Coil
Code: WA787-Size-Y



Black Channel Letter
Aluminum Coil
Code: WA787-Size-B



Aluminium Round
Profile
Code: AC41



Aluminum Profile
Frame Clip
Code: AC42



Aluminum Profile
For Frame
Code: AC43



Aluminum Profile
For Sign Board
Code: AC44



Aluminium Profile
Corner
Code: AC45